

SIMAR
GENÈVE - SUISSE

35B

TYPE
35B

CATALOGUE DES PIÈCES DE RECHANGE
SPARE PARTS LIST
ERSATZTEILLISTE

Index des éléments de la machine

	Planche		Planche
Boîte de vitesse	2	Moteur	1
Carburateur	1	Moyeux de fraise	4-6-7
Commande des gaz	3	Réservoir	3
Epurateur d'air	3	Robinet d'essence	3
Flasques du moteur	3	Roues motrices	5
Fraise	4	Toit de fraise	5
Guidon	3	Tuyaux d'essence	3
Magnéto	2		

Index to Machine Elements

	Plate		Plate
Air Filter	3	Miller Cover	5
Carburettor	1	Miller Gears	4
Controls	3	Miller Springs and Tines	4-6-7
Engine	1	Rotary Miller	4
Fuel Pipe	3	Side Shield	3
Fuel Tap	3	Steering	3
Gearboxes	2	Tank	1
Guiding Arm	3	Wheels	5
Magneto	2	Tips	Back Page

Inhaltsverzeichnis

	Tafel		Tafel
Benzinhahn	3	Magnet	2
Benzinleitung	3	Motor	1
Brennstoffbehälter	3	Motorhaube	3
Fräsdach	5	Luftreiniger	3
Frässhwanz	4	Räder	5
Gashebel und-Kabel	3	Vergaser	1
Getriebekasten	2	Werkzeughalter	4-6-7
Lenkung	3		

Instructions pour l'emploi du catalogue

Les pièces sont placées dans l'ordre où elles s'assemblent les unes avec les autres.

Pour commander: Indiquer le numéro matricule du motoculteur figurant sur la plaque avant du motoculteur, puis le numéro, la désignation et le nombre de pièces requises, ainsi que l'adresse complète pour l'expédition.

Pour commander un groupe de pièces monté en usine, utiliser les numéros « Ass. », ainsi que les numéros de 6 chiffres (prem. chiffre 9), numéros figurant en fin de chaque liste.

Pour les pièces de magnéto et de carburateur, voir listes spéciales annexées.

Pour les soins à donner au motoculteur, voir la notice d'instruction séparée ainsi que les conseils importants figurant en fin du présent fascicule.

How to Use the Spare Parts List and How to Order Spare Parts

The Plates illustrate the Parts in the order and respective position in which they fit together.

When ordering always quote: Type and Serial Number of the machine as appearing stamped on the Name Plate. — Reference Number and Description of the Part as appearing on the present List. — Address to which despatch is to be effected.

Certain Group of Parts which are frequently required to be supplied already assembled at the Works are listed with the prefix "Ass." and Numbers 9..... Other groups of Parts not listed can be supplied if mention is made in the order of each Component Part required followed by the word "Assembled".

For Magneto and Caburettor Spare Parts see separate Lists.

For maintenance and Upkeep, see instruction Manual and refer also to "Tips" appearing on the last page of the present List.

Anleitung zum Gebrauch des Kataloges

Die Teile sind so angeordnet, wie sie miteinander montiert werden.

Bei Bestellungen ist anzugeben: Die Nummer der Bodenfräse, die sich auf dem Schild vorn am Motor befindet, sowie die Nummer, die Bezeichnung und die Anzahl der gewünschten Teile. Vollständige Adresse des Bestellers nicht vergessen.

Um montierte Gruppen von Teilen zu bestellen, bediene man sich der Nummern „Ass.“ und Nummer 9....., die sich am Ende jeder Liste befinden.

Für Magnet- und Vergaser-Ersatzteile siehe beigelegte Spezial-Listen.

Für den Unterhalt der Bodenfräse beachte man die besondere Betriebsanleitung und die am Ende dieses Kataloges angeführten „wichtigen Ratsschlüsse“.

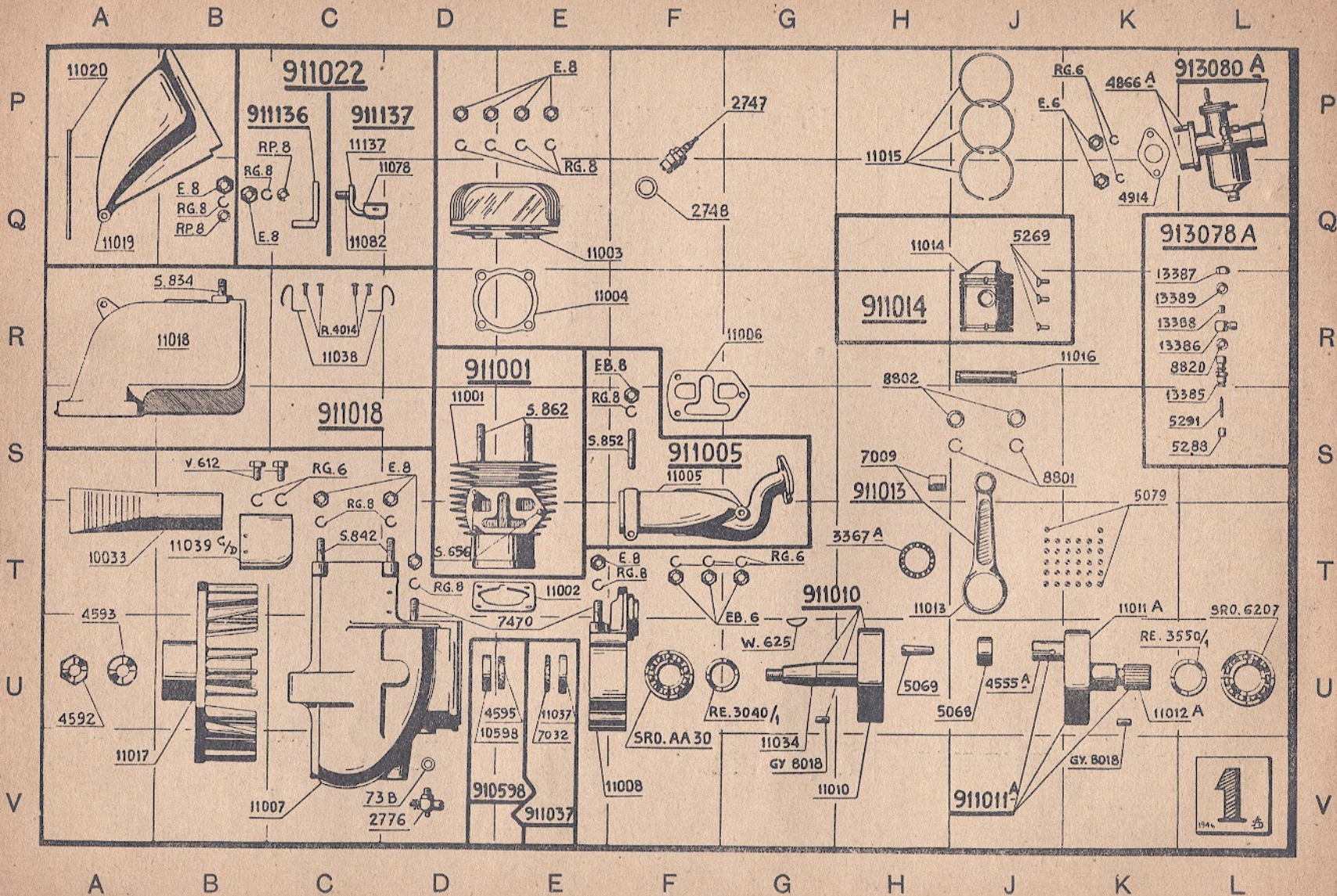


Plate No. 1

Part Ref. No.	Description of Part and Location on Plate	Quantity per mc.	Part Ref. No.	Description of Part and Location on Plate	Quantity per mc.
E	6 Nut for Carburettor Flange (JP)	2	11002	Paper Joint for Cylinder Base (ET)	1
EB	6 Bronze Nut for Manifold (GT)	3	11003	Cylinder Head (EQ)	1
RG	6 Spring Washer (CS-GT-JP)	9	11004	Gasket to Cylinder Head (ER)	1
E	8 Nut (BQ-DS-EP-FT)	16	11005	Inlet and Exhaust Manifold (FS)	1
EB	8 Bronze Nut for Exhaust Pipe (ER)	1	11006	Gasket to Manifold (GR)	1
RG	8 Spring Washer (BQ-CT-EQ-DT-ES-FT)	17	11007	Crankcase, Front (BV)	1
RP	8 Washer for Cowling (BQ)	2	11008	Crankcase, Rear. (FV)	1
SRO.AA	30 Ballrace for Front Crankshaft (FV)	1	11010	Front Flywheel (GV)	1
	73 B Fibre Washer for Drain Cock (CV)	1	11011 A	Rear Flywheel (KT)	1
V	612 Screw for Plates on Fan Casing (BS)	4	11012 A	Pinion on Rear Crankshaft (KU)	1
W	625 Woodruff Key for Front Crankshaft (GU)	1	11013	Connecting Rod (HT)	1
S	656 Stud for Manifold (DT)	3	11014	Piston (HQ)	1
S	834 Stud for fixing Tank Cradle (BR)	2	11015	Piston Ring (HP)	3
S	842 Stud for Fan Casing (CT)	4	11016	Gudgeon Pin (KR)	1
S	852 Stud for Exhaust Pipe (ES)	4	11017	Fan (AV)	1
S	862 Stud for Cylinder Head (ES)	4	11018	Cowling (BR)	1
	2747 Sparking Plug with Nipple (GP)	1	11019	Cover on Cowling (AQ)	1
	2748 Gasket to Sparking Plug (FQ)	1	11020	Axle for Cover (AP)	1
	2776 Drain Cock for Crankcase (CV)	1	11034	Front Crankshaft (GV)	1
RE	3040 /1 Distance Washer for Front Crankshaft (FU)	1	11037	Oil Seal for Rear Crankcase (EU)	1
	3367 A Cage for Big End Rollers (GT)	1	11038	Spring on Cowling (CR)	2
RE	3550 /1 Distance Washer for Rear Crankshaft (KU)	1	11039 D	Plate on Fan Casing right (BT)	1
R	4014 Rivet fixing Spring on Cowling (CR)	4	11039 G	Plate on Fan Casing left (BT)	1
	4555 A Crankpin (JU)	1	11078	Cradle for Tank (C)	1
	4592 Nut Fixing Fan (AU)	1	11082	Welded Stud on Slotted Plate (CQ)	2
	4593 Washer for Fan (AU)	1	11137	Part of Cradle for Tank (CP)	1
	4595 Felt Washer for Front Crankcase (DU)	1	13385	Seat for float Needle (KS)	1
	4866 A Stud for Carburettor (KP)	2	13386	Union on Fuel Pipe (KR)	1
	4914 Gasket between Carburettor and Manifold (KQ)	1	13387	Cap (KR)	1
	5068 Roller Race on Crankpin (HU)	1	13388	Fuel Filter (KR)	1
	5069 Wedge for Crankpin (HU)	1	13389	Joint in cap (KR)	1
	5079 Roller for Big End (KS)	32			
	5269 Peg for Piston Rings (JQ)	3	910598	Seal for Front Crankcase complete (DV)	1
	5288 Seat for Carburettor float needle (KS)	1	911001	Cylinder complete with Studs (DR)	1
	5291 Needle for Carburettor float (KS)	1	911005	Manifold with Stud (FS)	1
SRO	6207 Ballrace for Rear Crankshaft (LT)	1	911010	Front Crankshaft Assembly (GT)	1
	7009 Bush in Small End (HS)	1	911011 A	Rear Crankshaft Assembly (JV)	1
	7032 Felt Washer for Rear Crankcase (EV)	1	911013	Connecting Rod with Small End Bush (HS)	1
	7470 Stud for Cylinder Base (EU)	4	911014	Piston with Pegs only (HR)	1
GY	8018 Straight Pin for Crankshaft (GV-KV)	2	911018	Cowling with Springs for Cover (CS)	1
	8801 Spring Clip retaining Gudgeon Pin (JS)	2	911022	Front Support complete for Fuel Tank (with 911136) (CP)	1
	8802 Washer retaining Gudgeon Pin (HR)	2	911037	Seal for Rear Crankcase complete (EV)	1
	8820 Fibre Washer for Fuel arrival Union (KR)	1	911136	Part of Front Support for Fuel Tank (BP)	1
	10033 Exhaust Pipe (AT)	1	911137	Front Support for Fuel Tank (without 911136) (CP)	1
	10598 Oil Seal for Front Crankcase (DV)	1	913078 A	Float Needle Assembly (KQ)	1
	11001 Cylinder (DS)	1	913080 A	Carburettor complete (LP)	1

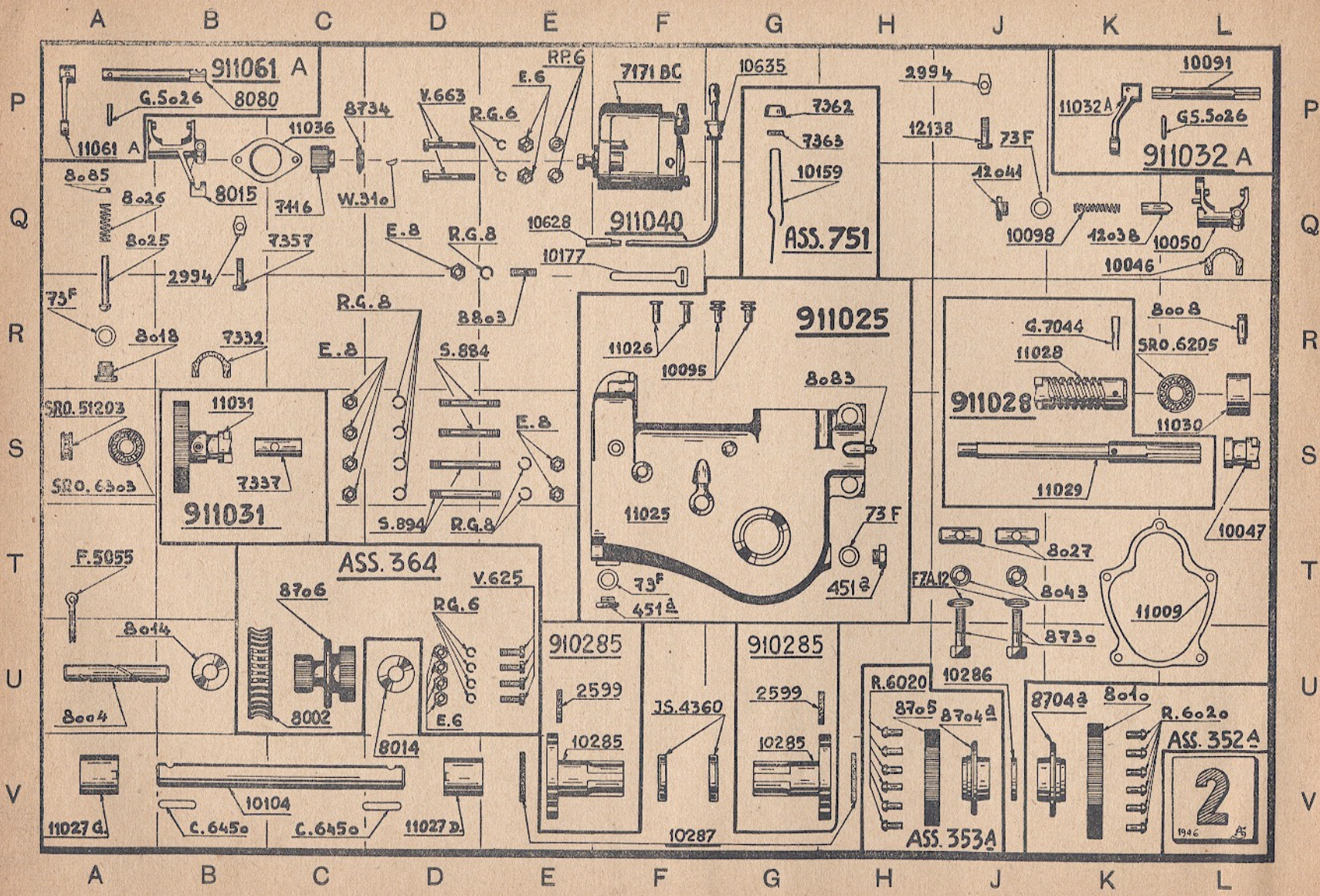


Plate No. 2

Part Ref. No.	Description of Part and Location on Place	Quantity per mc.	Part Ref. No.	Description of Part and Location on Place	Quantity per mc.
E	6 Nut (EP-DU)	6	8706	Driving Gear Set (CT)	1
RG	6 Spring Washer (DP-DT)	6	8730	Screw fixing Miller to Gearbox (KU)	2
RP	6 Washer for Magneto Studs (EP)	2	8734	Oil-thrower on Magneto Spindle (CP)	1
E	8 Nut (CR-DQ-ES)	7	8803	Stud fixing Engine to Gearbox (DR)	1
RG	8 Spring Washer (CR-DQ-DT)	7	10046	Collar for Clutch Fork (KQ)	1
FZA	12 Spring Washer fixing Miller (HT)	2	10047	Sliding Dog to Miller Drive (LT)	1
	73 F Fibre Washer for Gearbox Plugs (AR-FT-HT-JP)	4	10050	Fork for Miller Clutch (KQ)	1
W	310 Woodruff Key on Magneto (CQ)	1	10091	Spindle for Miller Clutch (LP)	2
	451 A Drain Plug to Gearbox (FT-HT)	2	10095	Long Pin for Side Shields (FR)	1
V	625 Bolt for Worm Wheel (DT)	4	10098	Spring for Miller Clutch Plunger (JQ)	1
V	663 Bolt for Magneto Flange (DP)	2	10104	Main Axle (BV)	1
S	884 Stud fixing Motor to Gearbox, short (DR)	2	10159	Welded Wire for Dip Stick (GQ)	1
S	894 Stud fixing Motor to Gearbox, long (DT)	2	10177	Collar for Bowden Cable (EQ)	1
	2599 Felt Inside Sleeve for Driven Gears (EU-GU)	2	10285	Sleeve for Driven Gears (EV-GV)	2
	2994 Locking Plate for Clutch Forks (BR-HP)	2	10286	Distance Ring on Main Axle (JU)	1
JS	4360 Oil Seal for Main Axle (FU)	2	10287	Felt Washer on Main Axle (FV)	2
G	5026 Taper Pin for Motor Clutch Lever (AP)	1	10628	Rubber tube to high Tension Wire, side Sparking Plug (EQ)	1
GS	5026 Spring Pin for Miller Clutch Lever (LP)	1	10635	Rubber cap to high Tension Wire (GP)	1
F	5055 Split Pin for Worm Wheel Shaft (AT)	1	11009	Paper Joint for Engine to Gearbox (KT)	1
R	6020 Rivet fixing Driven Gears on Hub Sleeves (HU-LU)	12	11025	Gearbox Casing (FT)	2
SRO	6205 Ballrace on Rear of Wormshaft (KR)	1	11026	Short Pin for Side Shields (FR)	1
SRO	6303 Ballrace on Front of Wormshaft (AS)	1	11027 D	Bush on Main Axle R.H.S. (DV)	1
C	6450 Key for Main Axle (BV-CV)	2	11027 G	Bush on Main Axle L.H.S. (AV)	1
G	7116 Pinion on Magneto Spindle (CQ)	1	11028	Worm (JR)	1
	7044 Split Taper Pin for Worm (JR)	1	11029	Worm Shaft (JS)	1
	7171BC Magneto (EP)	1	11030	Ring to Worm Shaft (KS)	1
	7332 Collar for Clutch Fork (BR)	1	11031	Reduction Gear (BS)	1
	7337 Bush for Reduction Gear (BS)	1	11032 A	Lever for Miller Clutch (KP)	1
	7357 Screw for Clutch Lever (CQ)	1	11036	Oil-retaining Washer for Magneto (CP)	1
	7362 Cap to Dip Stick (GP)	1	11061 A	Lever for Main Clutch (AP)	1
	7363 Felt Washer for Dip Stick (GP)	1	12038	Plunger for Miller Clutch (KQ)	1
	8002 Worm Wheel (CU)	1	12041	Plug on Gearbox for Miller Clutch Plunger (JQ)	1
	8004 Shaft for Worm Wheel and Driving Gear Set (AU)	1	12138	Screw for Clutch Lever (HP)	1
	8008 Peg fixing Worm Shaft Ring (KR)	1	SRO 51203	Thrust Race for Worm Shaft (AS)	1
	8010 Driven Gear, low speed (KU)	1			
	8014 Distance Washer for Driving Gear Set (AU-CT)	2			
	8015 Fork for Main Clutch (BQ)	1	Ass. 352 A	Hub and Driven Gear low speed Assembly (LU)	1
	8018 Plug on Gearbox for Main Clutch Plunger (AR)	1	Ass. 353 A	Hub and Driven Gear top speed Assembly (HV)	1
	8025 Plunger Rod for Main Clutch (AQ)	1	Ass. 364	Worm Wheel and Driving Gear Set (CT)	1
	8026 Spring for Main Clutch Plunger (AQ)	1	Ass. 751	Dip Stick Assembly (GQ)	1
	8027 Hinge Pin for Miller to Gearbox (KT)	2	910285	Sleeve for Driven Gear with Felt Assembly (EU-GU)	2
	8043 Washer to Screws fixing Miller (KT)	2	911025	Gearbox Assembly with Studs and Pins (GR)	1
	8080 Spindle for Main Clutch (BP)	1	911028	Worm Shaft Assembly (JS)	1
	8083 Peg locating Miller Casing on Gearbox (GR)	2	911031	Reduction Gear Assembly with Bush (BT)	1
	8085 Domed Head for Main Clutch Plunger (AQ)	1	911032 A	Miller Clutch Lever and Spindle Assembly (KP)	1
	8704 A Hub to Driven Gears (JU)	2	911040	High Tension Lead Assembly (FQ)	1
	8705 Driven Gear, top speed (HU)	1	911061 A	Worm Clutch Lever and Spindle Assembly (BP)	1

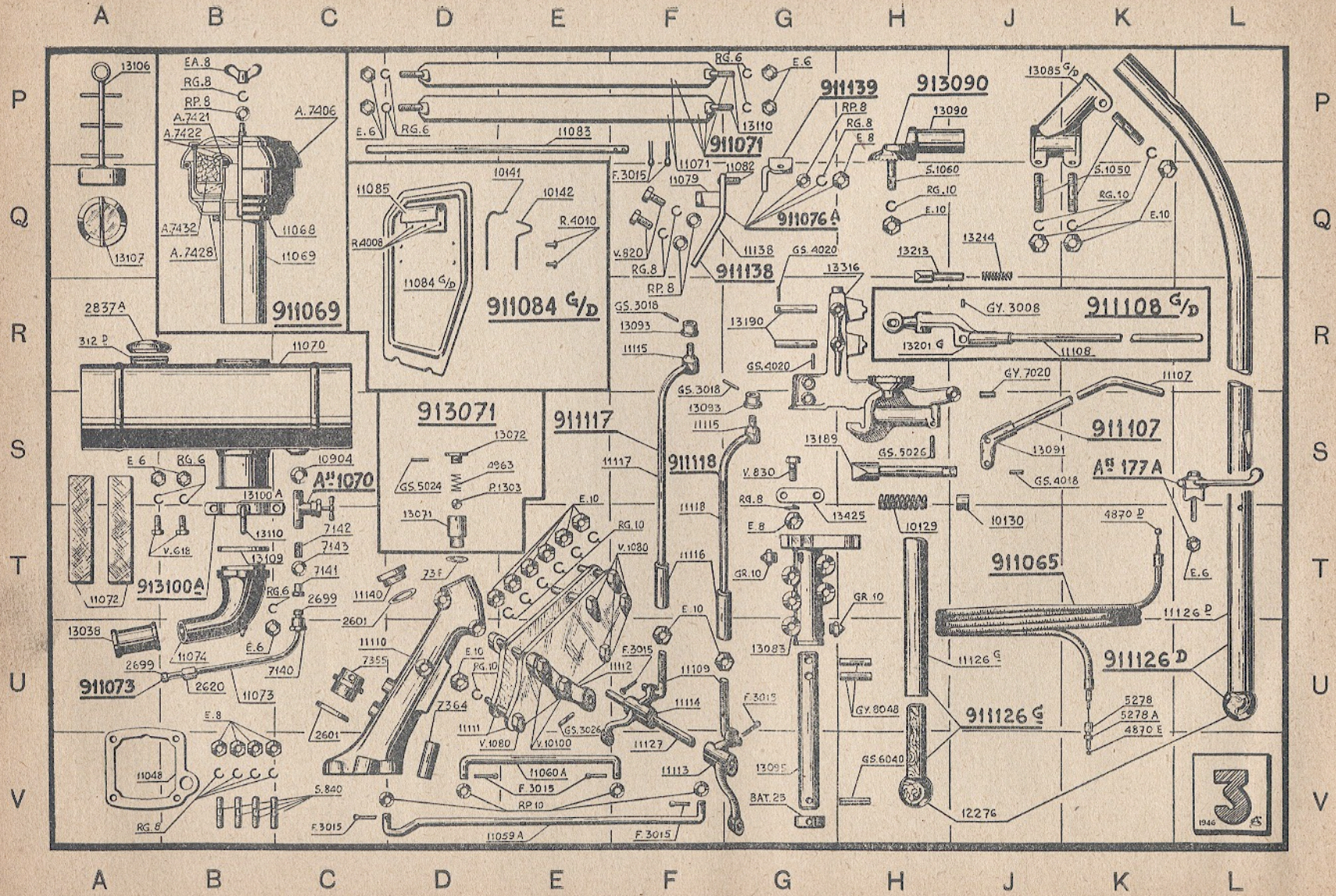


Plate No. 3

Part Ref. No.	Description of Part and Location on Plate	Quantity per mc.
E.	6 Nut for Air Cleaner and Fuel Tank (AS-BU-CP-GP-LT)	9
RG	6 Spring Washer (BS-BT-DP-FP)	8
E	8 Nut for Steering (BU-IIT-GT)	7
EA	8 Wing Nut for Oil Bath Air Filter (BP)	1
RG	8 Spring Washer for Steering (AV-BP-FQ-IIP-GS)	10
RP	8 Wash. f. Oil Bath Air Clean. a. Rear Crad. f. Tank (BP-FR-IIP)	5
E	10 Nut for Steering (ES-DU-FT-HQ-KQ)	17
GR	10 Neeple on Steering Base (GT-HT)	2
RG	10 Spring Washer for Steering (DU-FT-HQ-KQ)	15
RP	10 Washer for Control Rods (LV)	4
BAT	25 Collar on Pivot Axle (GV)	1
	73F Fibre Washer for Drain Plug (DT)	1
	312D Seating for Tank Cap (AR)	1
V	618 Screw (BT)	2
V	820 Bolt for Fuel Tank Cradle (FQ)	2
V	830 Bolt fixing Bowden Cable (GS)	1
S	840 Stud for Steering Base (CV)	4
S	1050 Stud for Steering Arm Sockets (KQ)	6
S	1060 Stud for Steering Arm Star Pieces (HQ)	2
V	1080 Bolt to Steering Heads (DV-FT)	6
P	1303 Disc for Breather (DS)	1
	2601 Fibre Washer to Oil Filling Plug (CT-CU)	2
	2620 Union on Fuel Pipe, Carburettor end (BU)	1
	2699 Nipple on Fuel Pipe (AU-CT)	2
	2837A Cap to Fuel Tank (AR)	1
GY	3008 Pin for Steering Lever (JR)	2
F	3015 Split Pin for 11083-11109-11059A-11060A (FQ-FU-GU-CU-EV-FV)	10
GS	3018 Pin to Ring for Clutch Levers (FR)	2
GS	3026 Pin for intermediary Clutch Lever Pin (EU)	1
R	4008 Rivet for fixing Hand Grip for Side Shields (CQ)	6
R	4010 Rivet fixing Spring on Side Shields (EQ)	8
GS	4018 Pin for Plunger Rod for Main Clutch (JS)	1
GS	4020 Straight Pin for Clutch Lever (GQ-GR)	2
	4870D Flat End Piece for Bowden Cable (KT)	1
	4870E Cylindrical End Piece for Bowden Cable (KU)	1
	4963 Spring for Breather (DS)	1
GS	5024 Split Taper Pin for Breather (DS)	1
GS	5026 Pin for Steering Release Plunger Spring (HS)	1
	5278 Screw for Bowden Cable Adjuster (KU)	1
	5278A Nut for Bowden Cable Adjuster (KU)	1
GS	6040 Straight Pin for Steering Pivot Axle (HV)	1
GY	7020 Pin for Steering Release Lever (JR)	1
	7140 Union on Fuel Pipe, Tank end (BU)	1
	7141 Body to Fuel Filter (CT)	1
	7142 Gauze to Fuel Filter (CT)	1
	7143 Copper joint for Fuel Filter (CT)	1
	7355 Plug for Oil Filling (CU)	1
	7364 Guide for Dip Stick (DU)	1
A	7406 Bell Cover to Oil Bath Air Filter (CP)	1
A	7421 Cork joint to Oil Air Filter, small (BP)	1
A	7422 Cork joint to Oil Bath Air Filter, large (BP)	1
A	7428 Body of Oil Bath Air Filter (BQ)	1
A	7432 Cartridge to Oil Bath Air Filter (BQ)	1
GY	8048 Straight Pin for Steering Pivot Axle (HU)	2
V	10100 Bolt to Steering Heads (EU)	2
	10129 Spring to Steering Release Plunger (HT)	1
	10130 Collar to Steering Release Plunger (JT)	1
	10141 Clip fixing Side Shields, long (EQ)	4
	10142 Clip fixing Side Shields, short (EQ)	4
	10904 Joint for Fuel Tap (CS)	1
	11048 Paper Joint underneath Steering Base (AV)	1
	11059A Intermediary Main Clutch Link (DU)	1
	11060A Intermediary Miller Clutch Link (EV)	1
	11068 Felt Washer to Oil Bath Air Filter (CQ)	1
	11069 Tube to Oil Bath Air Filter (CQ)	1
	11070 Fuel Tank, only (CR)	1
	11071 Band fixing Tank, only (FP)	2
	11072 Packing underneath Fuel Tank (AT)	2

Part Ref. No.	Description of Part and Location on Plate	Quantity per mc.
11073	Fuel Pipe, alone (BU)	1
11074	Air Pipe from Air Cleaner (BU)	1
11079	Support for Rod Side Shields (FQ)	1
11082	Welded Stud on Slotted Plate (GQ)	2
11083	Rod Supporting Side Shields (FP)	2
11084D	Engine Side Shield, alone R.H.S. (DR)	1
11084G	Engine Side Shield, alone L.H.S. (DR)	1
11085	Hand Grip for Side Shields (CQ)	1
11107	Lever for Steering Release (KR)	2
11108	Clutch Lever (KR)	2
11109	Lover Link to Clutches (FU)	2
11110	Support to Steering Base (CU)	1
11111	Flange Support for Steering (DU)	2
11112	Support for Pin for Intermediary Clutch Levers (FU)	2
11113	Intermediary Main Clutch Lever (FV)	1
11114	Intermediary Miller Clutch Lever (FU)	1
11115	Head piece on Link to Clutches (FR-FS)	2
11116	Union on Link to Clutches (PT)	2
11117	Upper Link to Miller Clutch, long (ES)	1
11118	Upper Link to Main Clutch, short (FT)	1
11126D	Steering Arm R.H.S. (KT)	1
11126G	Steering Arm L.H.S. (JU)	1
11127	Pin for Intermediary Clutch Levers (FV)	1
11138	Part of Cradle for Tank (GQ)	1
11140	Plug on Steering Base (CT)	1
12276	Wooden Knob to Steering Arms (JU)	2
13038	Rubber Connector to Air Cleaner (AU)	1
13071	Breather Body (DT)	1
13072	Cover on Breather (ES)	1
13083	Steering Base (GU)	1
13085D	Socket to Steering Arm R.H.S. (JP)	1
13085G	Socket to Steering Arm L.H.S. (JP)	1
13090	Stare Pieces to Steering Arm (GP)	2
13091	Lever Socket for Steering Release (JS)	1
13093	Cap to Clutch Levers (FR-FS)	2
13095	Pivot to Steering (GV)	1
13100A	Half Collar fixing Air Cleaner (BS)	2
13106	Hook for Wood Shaving (AP)	1
13107	Sieve to Air Cleaner (AQ)	1
13109	Joint for Air Cleaner (BT)	1
13110	Welded Stud on Air Cleaner Collar (BT-GP)	6
13189	Plunger for Steering Release (GS)	1
13190	Pin for Clutch Levers (GR)	2
13201D	Lever Socket for Miller Clutch Lever (HR)	1
13201G	Lever Socket for Main Clutch Lever (HR)	1
13213	Plunger for Clutch Levers (HQ)	2
13214	Spring for Clutch Lever Plungers (JQ)	2
13316	Steering Swivel (GQ)	1
Ass.	177A Bowden Lever complete (KS)	1
	1070 Fuel Tap complete (CS)	1
911065	Bowden Cable complete (JT)	1
911069	Oil Bath Air Cleaner complete (CR)	1
911071	Band fixing Tank assembly with Stud (FP)	2
911073	Fuel Pipe Assembly (AU)	1
911076A	Cradle for Tank (GQ)	1
911084D	Side Shield assembly to R.H.S. (DR)	1
911084G	Side Shield assembly to L.H.S. (DR)	1
911107	Lever for Steering Release complete (KS)	1
911108D	Lever for Miller Clutch R.H.S. (KR)	1
911108G	Lever for Main Clutch L.H.S. (KR)	1
911117	Upper Link to Miller Clutch — long (ES)	1
911118	Upper Link to Main Clutch — short (FS)	1
911126D	Steering Arm R.H.S. (KU)	1
911126G	Steering Arm L.H.S. (JU)	1
911138	Cradle for Tank (FQ)	1
911139	Behind Support for Fuel Tank (GP)	1
913071	Breather Assembly (DS)	1
913090	Star Piece to Steering arm, complete (HP)	2
913100A	Air Cleaner Half Collar Assembly (AT)	2

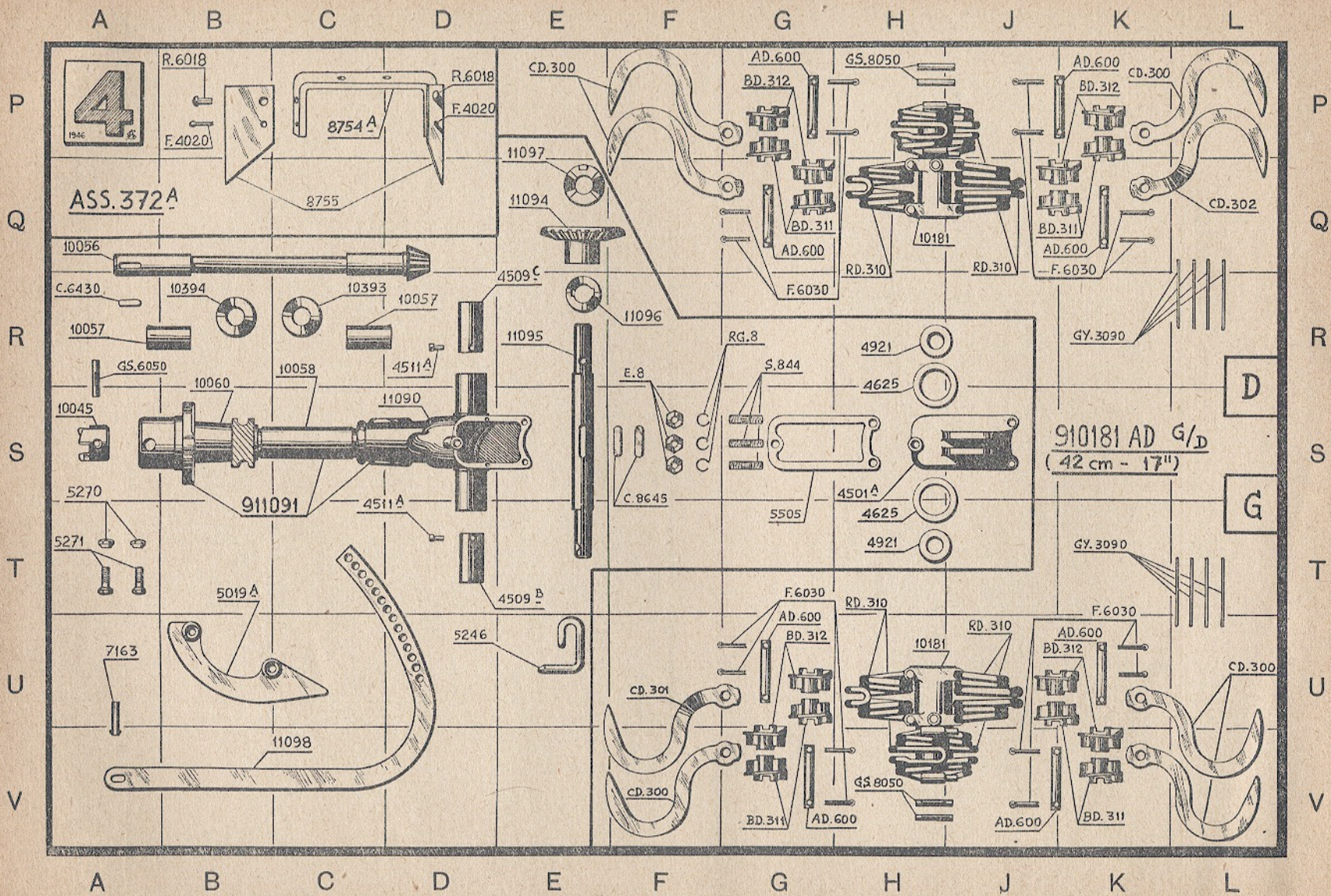


Plate No. 4

Part Ref. No.	Description of Part and Location on Plate	Quantity per mc.
E 8	Nut for Miller Gearbox Cover (FR)	3
RC 8	Spring Washer for Gear Cover (GR)	3
S 844	Stud for Miller Gear Cover (GR)	3
F 4020	Spilt Pin for Mud Scraper (BP-DP)	2
4501 A	Cover to Miller Gear box (HS)	1
4509 B	Bush to Miller Shaft L.H.S. (ET)	1
4509 C	Bush to Miller Shaft R.H.S. (ER)	1
4511 A	Peg for Miller Shaft Bushes (DR-CT)	2
4625	Leather Washer to Miller Sleeves (HR-HT)	2
4921	Felt Washer inside Miller Sleeves (HR-HT)	2
5019 A	Depth Shoe (BT)	1
5246	Twist Pin for Locking Depth Bar (DU)	1
5270	Nut fixing Depth Shoe (AS)	2
5271	Bolt fixing Depth Shoe (AT)	2
5505	Paper Joint for Miller Gearbox Cover (GT)	1
R 6018	Rivet for Mud Scraper (BP-DP)	2
GS 6050	Pin fixing Miller Dog (AR)	1
C 6430	Key for Miller Dog (AR)	1
7163	Pin Hinging Depth Regulating Bar (AU)	1
C 8645	Key for Crown Wheel (FS)	2
8754 A	Bracket to Mud Scraper, only (CP)	1
8755	Blade to Mud Scraper (CQ)	2
10045	Miller Dog (AS)	1
10056	Bevel Pinion (AQ)	1
10057	Bish to Bevel Pinion (AR-DR)	2
10058	Tube for Miller Casing, alone (CR)	1
10060	Flange to Miller Casing, alone (BR)	1
10393	Steel Thrust Washer to Bevel Pinion, rear (CR)	1
10394	Bronze Thrust Washer to Bevel Pinion, front (BR)	1
11090	Miller Gear Casing, alone (DS)	1
11094	Crown Wheel (EQ)	1

Part Ref. No.	Description of Part and Location on Plate	Quantity per mc.
11095	Miller Shaft (ER)	1
11096	Bronze Washer to left of Crown Wheel (FR)	1
11097	Bronze Washer to right of Crown Wheel (EQ)	1
11093	Depth Regulating Bar (CV)	1
Ass. 372 A	Complete Mud Scraper Assembly (AQ)	1
911091	Miller Casing Assembly without Gear and Bushes (BT)	1

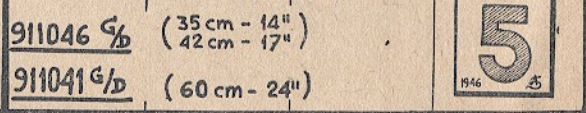
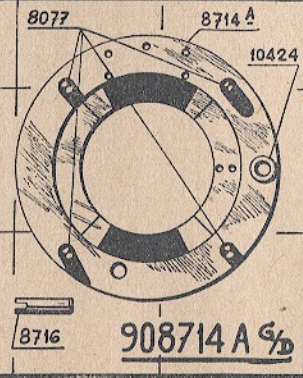
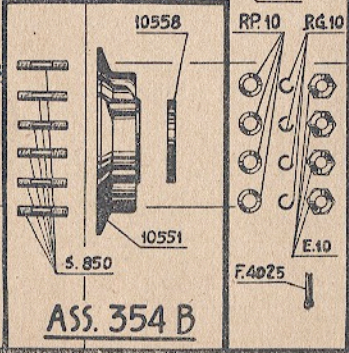
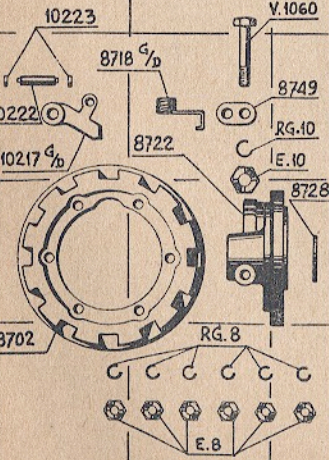
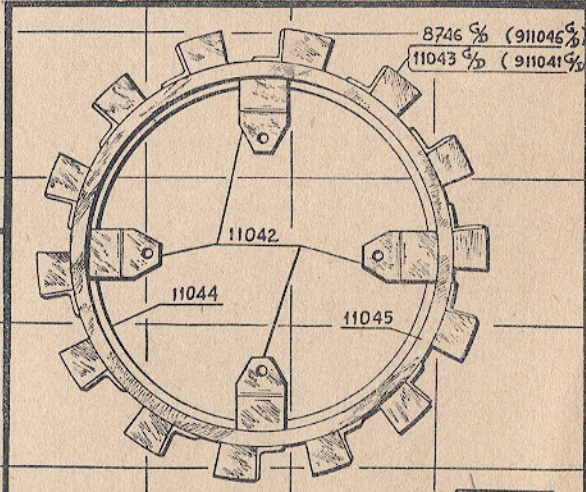
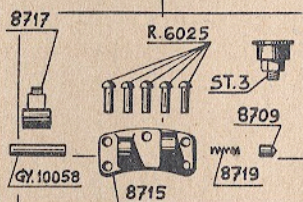
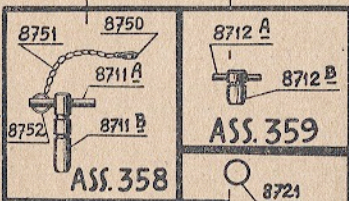
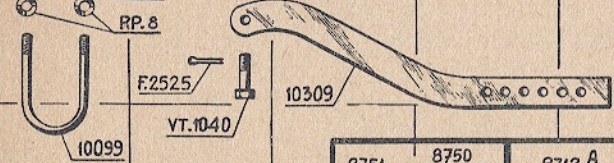
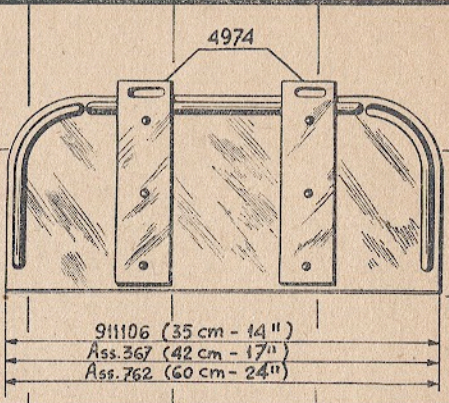
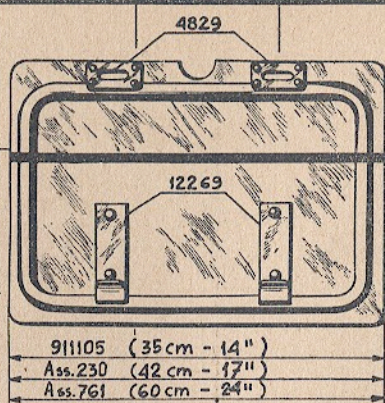
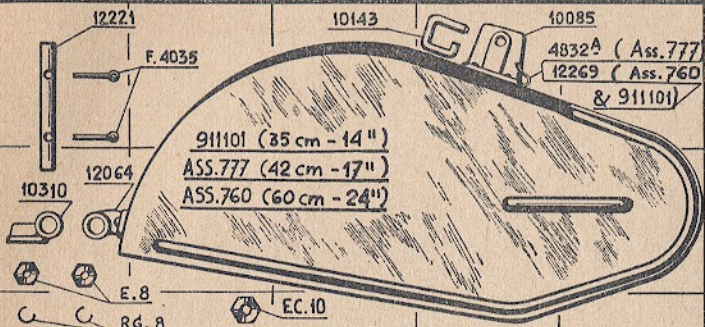
Parts and Working Tools for Medium Soil Tiller (17 in. large).

CD 300	Miller Tine, Hinged Light, Hook, Central (EP-FV-KP-LU)	6
CD 301	Miller Tine, Hinged Light, Hook, Left (FU)	1
CD 302	Miller Tine, Hinged, Light, Hook, Right (LQ)	1
RD 310	Miller Spring for Hinged Light Miller Tines (HQ-JQ-HT-JU)	8
BD 311	Lug for Hinged Light Miller Tines, L.H.S. (GQ-GV-JQ-KV)	8
BD 312	Lug for Hinged Light Miller Tines, R.H.S. (GP-GU-KP-JU)	8
AD 600	Pin for Hinged Miller Tines (GU-GV-KU-JV-GP-CQ-KP-JQ)	8
GY 3090	Pin for Miller Springs (KR-KT)	8
F 6030	Spilt Pin fixing Hinged Miller Tine Pin (GR-KR-GT-KT)	16
GS 8050	Pin fixing Miller Sleeves on Miller Shaft (HP-HV)	4
10181	Miller Sleeve Medium for Light Springs (HQ-HU)	2
910181AD D	Miller Sleeve Medium with Light Springs, complete R.H.S. (for 17 in. large) (KS)	1
910181AD G	Miller Sleeve Medium with Light Springs, complete, L.H.S. (for 17 in. large) (KS)	1

A B C D E F G H J K L

P
Q
R
S
T
U
V

P
Q
R
S
T
U
V



A B C D E F G H J K L

Plate No. 5

Part Ref. No.	Description of Part and Location on Plate	Quantity per mc.	Part Ref. No.	Description of Part and Location on Plate	Quantity per mc.
ST	3 Grease Cup (GS)	2	GY	10058 Streight Pin for Wheel Lock Pawl (FT)	2
E	8 Nut for Hubs and Hinge to Miller Cover (AQ-BV)	14	10085	Bracket for Regulating Bar (DP)	1
RG	8 Spring Washer for Hubs and Hinge to Miller Cover (AR-BV)	14	10099	U Bolt fixing Miller Cover Hinge and Mud Scraper (AS)	1
RP	8 Washer for Hinge to Miller Cover (AR)	2	10143	Locking Pin for Regulating Bar (CP)	1
E	10 Nut for Wheels and Hubs (CT-EV)	10	10217 D	(Red) Pawl for Ratchet R.H.S. (AT)	1
EC	10 Castellated Nut for Bolt hinging Miller Cover Regulating Bar (CR)	1	10217 G	(Red) Pawl for Ratchet L.H.S. (AT)	1
RG	10 Spring Washer for Wheels and Hubs (CT-ET)	10	10222	Pin on Ratchet Pawls (AT)	2
RP	10 Washer for Wheels (ET)	8	10223	Washer to Ratchet Pins (AS)	4
S	850 Stud for Hubs (CV)	12	10309	Regulating Bar for Miller Cover (CR)	1
VT	1040 Drilled Bolt for hinging Miller Cover Regulating Bar (BS)	1	10310	Hinge to Miller Cover (AQ)	1
V	1060 Bolt for Hubs (CS)	2	10424	Boss for Grease Cup (GT)	2
F	2525 Split Pin for Bolt hinging Miller Cover Regulating Bar (BR)	1	10551	Flange for Wheels (DV)	2
F	4025 Split Pin on Pivot Pin for Red Pawl (EV)	2	10558	Felt Washer on Wheel Flanges (DT)	8
F	4035 Split Pin to Miller Cover Hinge (BP)	2	11042	Welded Lug on Wheels (JT)	2
	4829 Slotted Plate on Upper Rear Shield (GP)	2	11043 D	Wheel Strake, R.H.S. (for 911041 D) (KS)	16
	4832 A Hook on Miller Cover for Upper Rear Shield (DP)	2	11043 G	Wheel Strake, L.H.S. (for 911041 G) (KS)	16
	4974 Slotted Plate on Dust Board (KP)	2	11044	Inner Wheel Rim (JT)	2
R	6025 Rivet for Wheel Lock Bracket (FS)	10	11045	Outer Wheel Rim (KT)	2
	8077 Welded Stud on Wheel Discs (FT)	8	12064	Hinge Bracket on Miller Cover (AQ)	1
	8702 Ratchet for Wheels (AV)	2	12221	Hinge Bar for Miller Cover (AP)	1
	8709 Catch Pin for Wheel Lock Pawl (GS)	2	12269	Hook on Miller Cover for Upper Rear Shield (for Ass. 760 and 911101) (DP-GQ)	4
	8711 A Pin for Plug for Locking Hub (DS)	1	Ass. 230	Upper Rear Shield Assembly (for 17 in. large) (FR)	1
	8711 B Plug for Locking Hub (DT)	1	Ass. 354 B	Flange for Wheels, complete (CV)	2
	8712 A Welded Pin in Dummy Plug (DS)	1	Ass. 358	Speed Plug Assembly (CT)	1
	8712 B Dummy Plug (ES)	1	Ass. 359	Dummy Plug Assembly (DT)	1
	8714 A Disc for Road Wheel (GT)	2	Ass. 367	Dust Board Assembly (for 17 in. large) (JR)	1
	8715 Hinge Bracket for Wheel Lock (FS)	2	Ass. 760	Miller Cover for 24 in. working width complete (BQ)	1
	8716 Pivot Pin for Red Pawl (FV)	2	Ass. 761	Upper Rear Shield for 24 in. working width complete (FR)	1
	8717 Green Lock for Wheel Ratchet (ES)	2	Ass. 762	Dust Board for 24 in. working width complete (JR)	1
	8718 D Spring for Red Pawl R.H.S. (AT)	1	Ass. 777	Miller Cover for 17 in. working width, complete (BQ)	1
	8718 G Spring for Red Pawl L.H.S. (AT)	1	908714AD	Disc for Road Wheel with Studs and Pivot Pin R.H.S. (FV)	1
	8719 Spring for Wheel Lock Pawl (GT)	2	908714AG	Disc for Road Wheel with Studs and Pivot Pin L.H.S. (FV)	1
	8721 Clip Ring for Plugs (ET)	2	911041D	Road Wheel R.H.S. (for rotary Tiller 24 in.) R.H.S. (HV)	1
	8722 Hub on Main Axle (BT)	2	911041G	Road Wheel L.H.S. (for Rotary Tiller 24 in.) L.H.S. (HV)	1
	8728 Bronze Washer on Main Axle (CU)	2	911046D	Road Wheel R.H.S. (for Rotary Tiller 14 and 17 in.) (HV)	1
	8746 D Wheel Strake, R.H.S. (for 911046 D) (KS)	14	911046G	Road Wheel L.H.S. (for Rotary Tiller 14 and 17 in.) (HV)	1
	8746 G Wheel Strake, L.H.S. (for 911046 G) (KS)	14	911101	Miller Cover (for 14 in. complete) (BP)	1
	8749 Link for Plug Chain (CT)	2	911105	Upper Rear Shield (for 14 in.) complete (JR)	1
	8750 Clamp for Chain (DS)	1	911106	Dust Board (for 14 in.) complete (JR)	1
	8751 Chain to Speed Plug (GS)	1			
	8752 Ring for Chain (CT)	1			

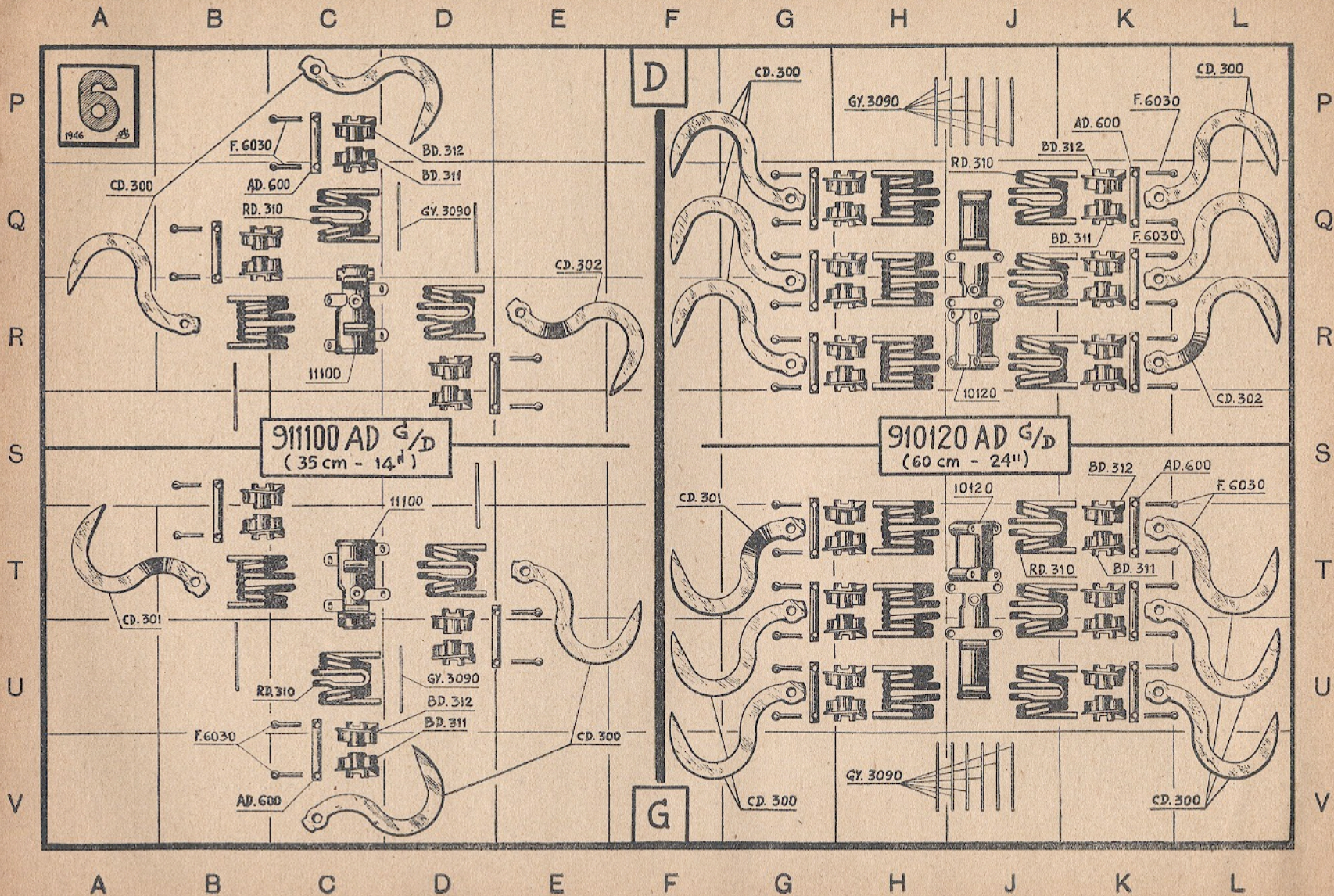


Plate No. 6

Part Ref. No.	Description of Part and Location on Plate	Quantity per mc.
PARTS AND WORKING TOOLS FOR NARROW SOIL TILLER (14 in. large)		
CD 300	Miller Tine, Hinged Light, Hook, Central (AQ-EV) . . .	4
CD 301	Miller Tine, Hinged Light, Hook, Left (AT)	1
CD 302	Miller Tine, Hinged Light, Hook, Right (EQ)	1
RD 310	Miller Spring for Hinged Light Miller Tines (BQ-BU)	6
BD 311	Lug for Hinged Light Miller Tines, L.H.S. (DQ-DU)	6
BD 312	Lug for Hinged Light Miller Tines, R.H.S. (DP-DU)	6
AD 600	Pin for Hinged Miller Tines (BQ-BV)	6
GY 3090	Pin for Miller Springs (DQ-DU)	6
F 6030	Split Pin Fixing Hinged Miller Tine Pin (BP-BV) . . .	12
11100	Miller Sleeve Narrow for Light Springs (CR-DS) . . .	2
911100AD D	Miller Sleeve Narrow with Light Springs, complete R.H.S. (for 14 in. large) (CS)	1
911100AD G	Miller Sleeve Narrow with Light Springs, complete L.H.S. (for 14 in. large) (CS)	1

Part Ref. No.	Description of Part and Location on Plate	Quantity per mc.
PARTS AND WORKING TOOLS FOR BROAD SOIL TILLER (24 in. large)		
CD 300	Miller Tine, Hinged Light, Hook, Central (GP-LP)	10
CD 301	Miller Tine, Hinged Light, Hook, Left (FS)	1
CD 302	Miller Tine, Hinged Light, Hook, Right (LS)	1
RD 310	Miller Spring for Hinged Light Miller Tines (JQ-JT) . .	12
BD 311	Lug for Hinged Light Miller Tines, L.H.S. (KQ-KT) . .	12
BD 312	Lug for Hinged Light Miller Tines, R.H.S. (JP-KS) . .	12
AD 600	Pin for Hinged Miller Tines (KP-KS)	12
GY 3090	Pin for Miller Springs (HP-HV)	12
F 6030	Split Pin fixing Hinged Miller Tine Pin (KP-LS) . . .	24
10120	Miller Sleeve Broad for Light Springs (JS)	2
910120AD D	Miller Sleeve Broad with Light Springs, complete R.H.S. (for 24 in. large) (HS)	1
910120AD G	Miller Sleeve Broad with Light Springs, complete L.H.S. (for 24 in. large) (HS)	1

A B C D E F G H J K L

P

Q

R

S

T

U

V

P

Q

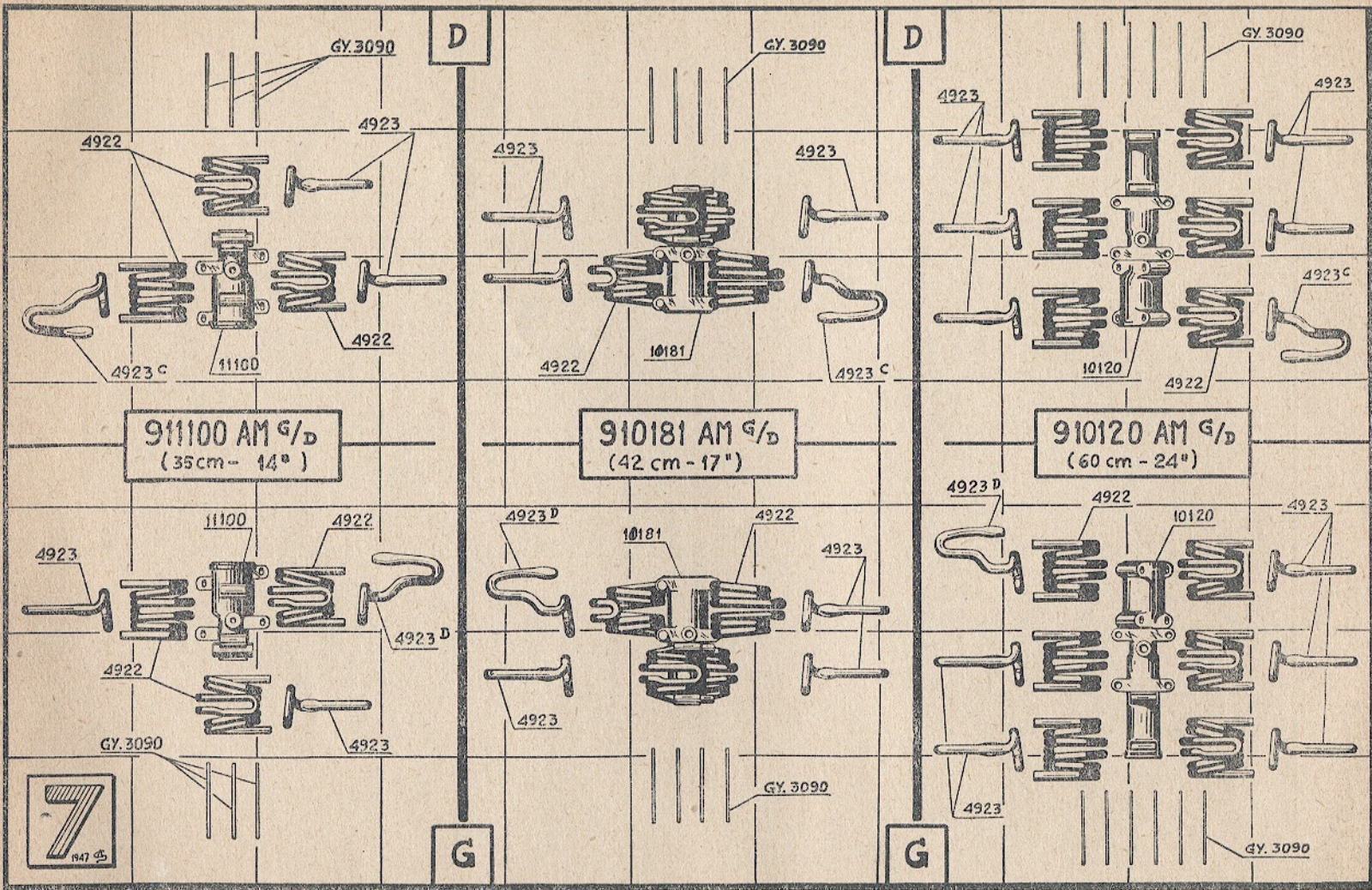
R

S

T

U

V



A B C D E F G H J K L

Plate No. 7

Part Ref. No.	Description of Part and Location on Plate	Quantity per mc.
PARTS AND WORKING TOOLS PLAIN TYPE FOR NARROW SOIL TILLER (14 in. large)		
GY 3090	Pin for Miller Springs (CP-AU)	6
4922	Miller Spring for Plain Light Tines (AQ-AU-CR-CT)	6
4923	Miller Tine, Plain Light, Hook, Central (AT-CP-CU)	4
4923 C	Miller Tine, Plain Light, Hook, Left (AR)	1
4923 D	Miller Tine, Plain Light, Hook, Right (DU)	1
11100	Miller Sleeve Narrow for Light Springs Plain (BR-BT)	2
911100AM D	Miller Sleeve Narrow with Plain Light Springs, complete R.H.S. (for 14 in. large) (BS)	1
911100AM G	Miller Sleeve Narrow with Plain Light Spring, complete L.H.S. (for 14 in. large) (BS)	1
PARTS AND WORKING TOOLS PLAIN TYPE FOR MEDIUM SOIL TILLER (17 in. large)		
GY 3090	Pin for Miller Springs (GP-GV)	8
4922	Miller Spring for Plain Light Tines (ER-GT)	8
4923	Miller Tine, Plain Light, Hook, Central (DQ-EU-GQ-GT)	6
4923 C	Miller Tine, Plain Light, Hook, Left (GR)	1

Part Ref. No.	Description of Part and Location on Plate	Quantity per mc.
4923 D	Miller Tine, Plain Light, Hook, Right (ET)	1
10181	Miller Sleeve Medium for Light Springs (FR-FT)	2
910181AM D	Miller Sleeve Medium with Light Plain Springs, complete R.H.S. (for 17 in. large) (ES)	1
910181AM G	Miller Sleeve Medium with Light Plain Springs, complete L.H.S. (for 17 in. large) (ES)	1
PARTS AND WORKING TOOLS PLAIN TYPE FOR BROAD SOIL TILLER (24 in. large)		
GY 3090	Pin for Miller Springs (KP-KV)	12
4922	Miller Spring for Plain Light Tines (KS-JS)	12
4923	Miller Tine, Plain Light, Hook, Central (HP-HV-LP-LT)	10
4923 C	Miller Tine, Plain Light, Hook, Left (LR)	1
4923 D	Miller Tine, Plain Light, Hook, Right (HS)	1
10120	Miller Sleeve Broad for Light Springs (JR-KT)	2
910120AM D	Miller Sleeve Broad with Plain Light Springs, complete R.H.S. (for 24 in. large) (JS)	1
910120AM G	Miller Sleeve Broad with Plain Light Springs, complete L.H.S. (for 24 in. large) (JS)	1

CONSEILS IMPORTANTS

SOUVENEZ-VOUS: que vous ne devez en aucun cas utiliser pour le mélange au carburant une huile autre qu'une de celles préconisées par nous.

SOUVENEZ-VOUS: que du bon entretien du filtre à air de votre moteur dépend la durée de votre machine.

SOUVENEZ-VOUS: qu'il est nécessaire de mettre de l'huile spéciale dans la boîte des vitesses et de vérifier souvent son niveau avec la jauge prévue pour cela.

SOUVENEZ-VOUS: que les crochets du centre de la fraise doivent être du type incliné à gauche ou à droite de façon à faciliter la pénétration de la fraise dans le sol.

TIPS TO USERS

REMEMBER that only those brands of Lubricating Oil should be used which are specified in the Instruction Manual and that the proportions specified should be observed.

REMEMBER that the life of the engine depends on the correct upkeep of the Air Cleaner.

REMEMBER that the Oil Level in the Gearbox requires to be checked periodically.

REMEMBER that one each, Left and Right Miller Tine, is to be fitted next to the Miller Gearbox to obtain proper depth of cultivation and no centre ridge.

WICHTIGE RATSCHLÄGE

DENKEN SIE DARAN, dass Sie zur Brennstoffmischung nie ein anderes Öl verwenden sollen, als eines der von uns hierzu empfohlenen Motoren-Öle.

DENKEN SIE DARAN, dass die Lebensdauer Ihres Motors vom guten Unterhalt des Luftfilters abhängt.

DENKEN SIE DARAN, dass das Ölbad im Getriebegehäuse oft mittels des Ölstandmessers zu kontrollieren ist, und dass zum Nachfüllen ein Spezial-Getriebeöl erster Qualität verwendet werden soll.

DENKEN SIE DARAN, dass die mittleren Haken des Fräshaspels nach einwärts, d. h. dem Fräsgehäuse zu, gebogen sein müssen, um so das Eindringen der Fräse in den Boden zu erleichtern.

WEIGHT IN ENGLISH SYSTEM

The unit weight of each Spare or Assembly is given in "grammes" on the Spare Parts List besides the text in French language. The corresponding weight in the English system can be obtained by applying one or the other of the following formulas :

Weight in ounces (avoirdupois) = Weight in "grammes" multiplied by 3.527 and divided by 100.

Weight in pounds (avoirdupois) = Weight in "grammes" multiplied by 2.2046 and divided by 1,000.

PRINTED IN SWITZERLAND

IMPRIMERIE
ATAR - GENÈVE