

**SIMAR**  
GENÈVE - SUISSE

**56 A**  
**57 A**

TYPE  
56 A  
57 A

CATALOGUE DES PIÈCES DE RECHANGE  
SPARE PARTS LIST  
ERSATZTEILLISTE

## Index des éléments de la machine 56 A - 57 A

	Planche		Planche
Boîte des vitesses . . . . .	1-3	Moteur . . . . .	1-2
Carburateur . . . . .	1	Moyeux de fraise . . . . .	5-6-7
Epurateur d'air à bain d'huile . . . . .	2	Réservoir . . . . .	2
Flasques du moteur . . . . .	4	Roues motrices . . . . .	5
Fraise . . . . .	6	Toit de fraise . . . . .	5
Guidon . . . . .	4		
Magnéto . . . . .	3	Adaptation d'un frein sur la machine 56 A =	
Marche arrière . . . . .	1-3	machine 57 A . . . . .	5 bis

## Index to Machine Elements 56 A - 57 A

	Plate		Plate
Air Filter . . . . .	2	Guiding Arm . . . . .	4
Brake . . . . .	5 bis	Magneto . . . . .	3
Carburettor . . . . .	1	Miller Gears . . . . .	6
Controls . . . . .	4.5 bis	Miller Cover . . . . .	5
Driving Wheels . . . . .	5	Miller Springs and Tines . . . . .	5-6-7
Engine Rotor . . . . .	2	Rotary Miller . . . . .	6
Engine Stator . . . . .	1	Steering . . . . .	4
Exhaust . . . . .	1	Tank . . . . .	2
Fan . . . . .	2	Tines . . . . .	5-6-7
Gears . . . . .	3	Wheels . . . . .	5
Gearboxes . . . . .	1	Tips . . . . .	Back Page

## Inhaltsverzeichnis 56 A - 57 A

	Tafel		Tafel
Brennstoffbehälter . . . . .	2	Oel-Luftreiniger . . . . .	2
Fräsdach . . . . .	5	Räder . . . . .	5
Frässhwanz . . . . .	6	Rückwärtsgang . . . . .	1-3
Getriebekasten . . . . .	1-3	Vergaser . . . . .	1
Lenkstange . . . . .	4	Werkzeugträger . . . . .	5-6-7
Magnet . . . . .	3		
Motor . . . . .	1-2	Anbringung einer Bremse auf Type 56 A = Type	
Motorseitenbleche . . . . .	4	57 A . . . . .	5 bis

## Instructions pour l'emploi du catalogue

---

Les pièces sont placées dans l'ordre où elles s'assemblent les unes avec les autres.

Pour commander : Indiquer le numéro matricule du motoculteur figurant sur la plaque avant du motoculteur, puis le numéro, la désignation et le nombre de pièces requises, ainsi que l'adresse complète pour l'expédition.

Pour commander un groupe de pièces monté en usine, utiliser les numéros «Ass.», ainsi que les numéros de 6 chiffres (prem. chiffre 9), numéros figurant en fin de chaque liste.

Pour les pièces de magnéto et de carburateur, voir listes spéciales annexées.

Pour les soins à donner au motoculteur, voir la notice d'instruction séparée ainsi que les conseils importants figurant en fin du présent fascicule.

## How to Use the Spare Parts List and How to Order Spare Parts

The Plates illustrate the Parts in the order and respective position in which they fit together.

When ordering always quote : Type and Serial Number of the machine as appearing stamped on the Name Plate — Reference Number and Description of the Part as appearing on the present List. — Address to which despatch is to be effected.

Certain Group of Parts which are frequently required to be supplied already assembled at the Works are listed with the prefix "Ass." and Numbers 9... Other groups of Parts not listed can be supplied if mention is made in the order of each Component Part required followed by the word "Assembled".

For Magneto and Carburettor Spare Parts see separate Lists.

For Maintenance and Upkeep, see instruction Manual and refer also to "Tips" appearing on the last page of the present List.

## Anleitung zum Gebrauch des Kataloges

---

Die Teile sind so angeordnet, wie sie miteinander montiert werden.

Bei Bestellungen ist anzugeben : Die Nummer der Bodenfräse, die sich auf dem Schild vorn am Motor befindet, sowie die Nummer, die Bezeichnung und die Anzahl der gewünschten Teile. Vollständige Adresse des Bestellers nicht vergessen.

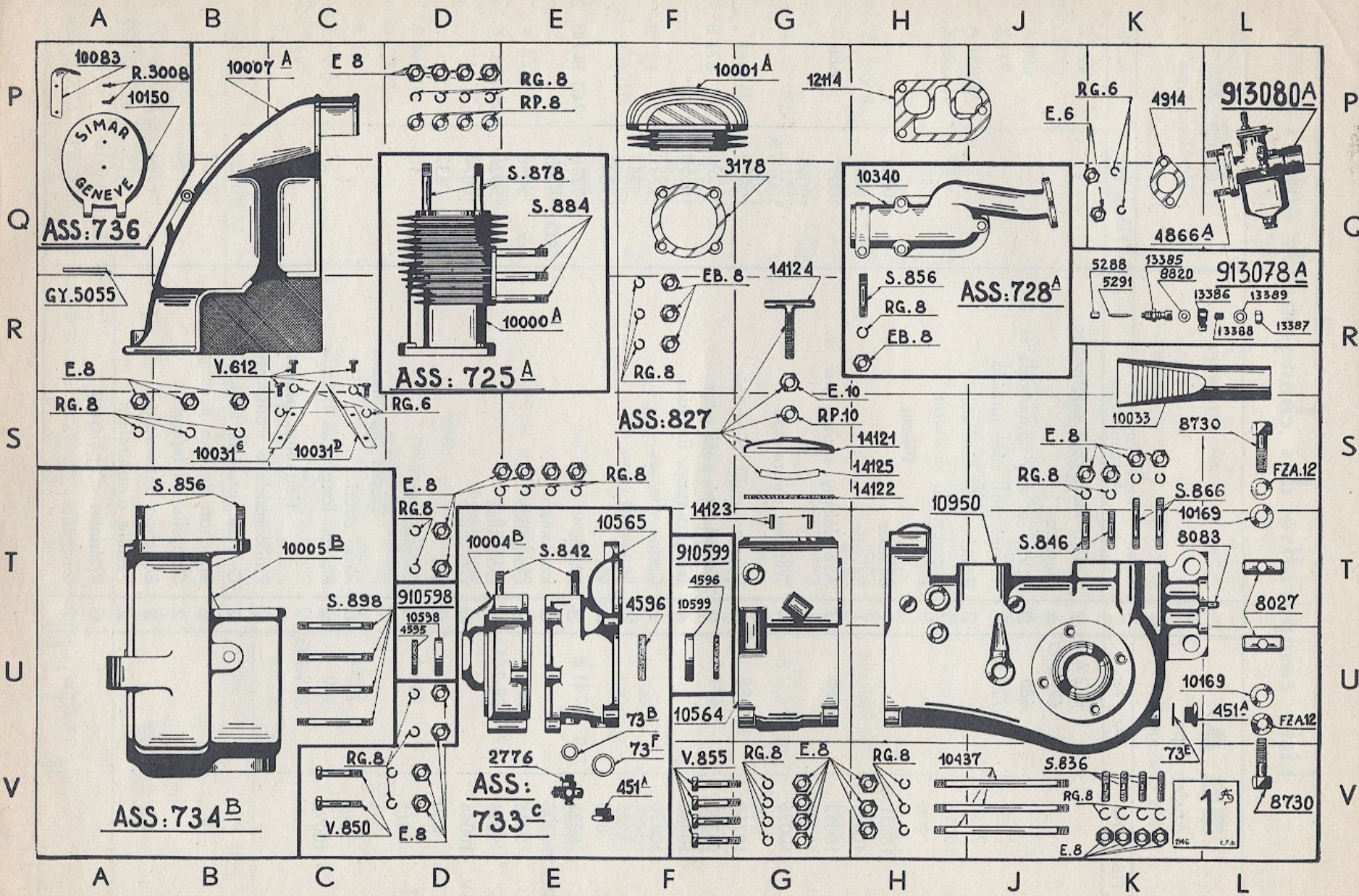
Um montierte Gruppen von Teilen zu bestellen, bediene man sich der Nummern " Ass " und Nummer 9..., die sich am Ende jeder Liste befinden.

Für Magnet? und Vergaser-Ersatzteile siehe beigelegte Spezial-Listen.

Für den Unterhalt der Bodenfräse beachte man die besondere Betriebsanleitung und die am Ende dieses Kataloges angeführten "wichtigen Ratschläge".

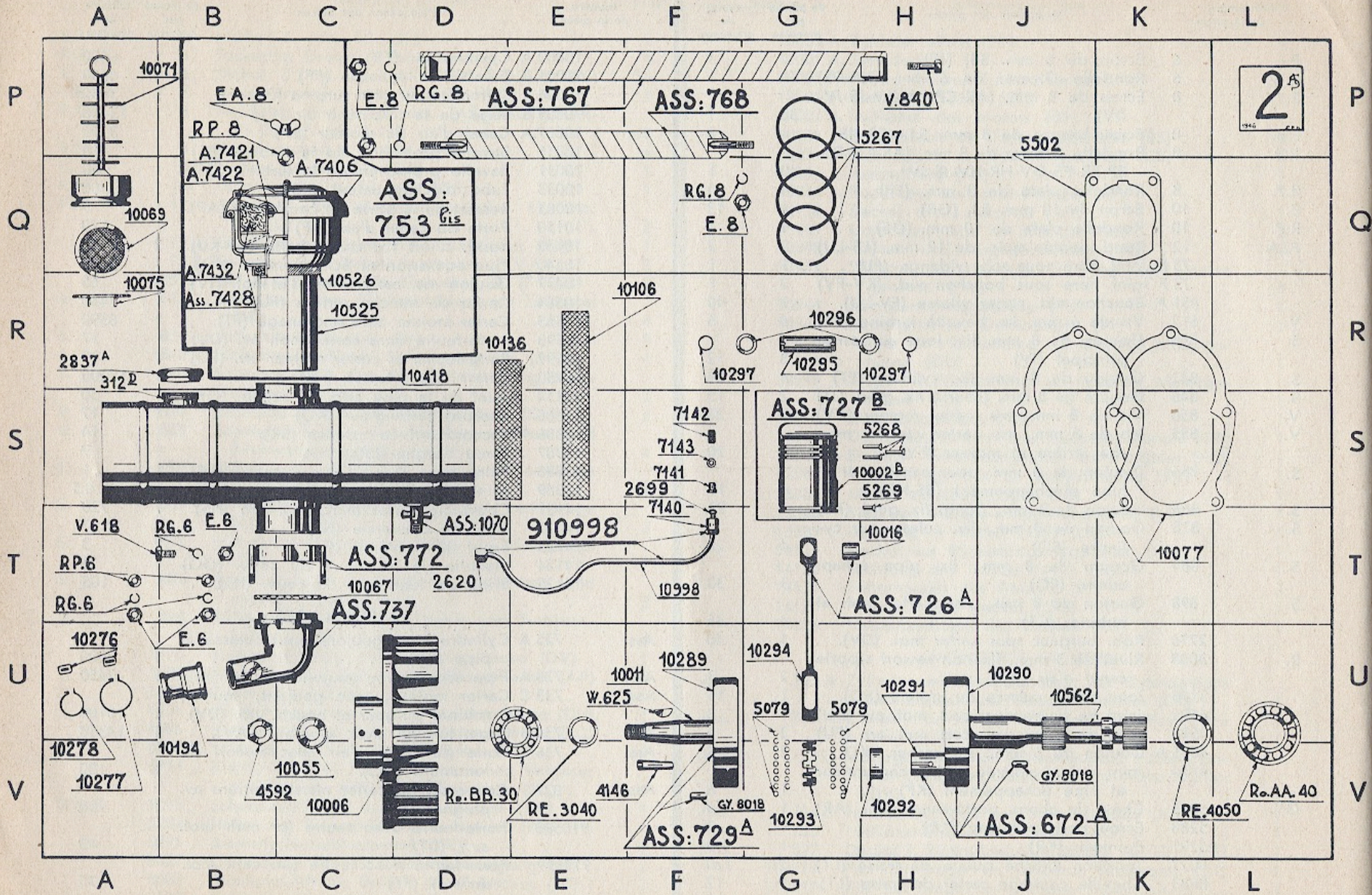
# Comparative list of changes between

former model (acc. to catalogue)		Plate of catalogue	and		new model	
Parts No	Ass. No		Assemblies		Parts No	Ass. No
	672 A	2	Rear Crankshaft Ass.			672 B
	677G/D	4	Engine Side Shields			677AG/D
	688	3	Lever and Spindle Ass.			688 A
	729 A	2	Front Crankshaft			729 B
2837 A		2	Cap to fuel Tank			902837 A
10017		4	Craddle for Tank			910646 A
			<b>Parts</b>			
10031 G		1	Plate inside Fan Casing	10031		
10031 D		1	Plate inside Fan Casing	10031		
10092	688	3	Spindle	10091		688 A
2. 10096		4	Control Rod	1. 10096		
				1. 10096 A		
10265	910988	6	Support Scraper Blades	10892		910988
10290	672 A	2	Rear Flywheel	10290 A		672 B
10440		4	Rod supp. Side Shields	10650		
10950		1	Main Gearbox Casing	10950 A		
4. 5267		2	Piston Rings	3. 5267		
V. 840		4	Screws	17045		
R. 8025	740 B-741 B	3	Rivets	17218		740 B-741 B
SRO. 99208		3	Ballrace	SRO. 6208		
F. 5035		3	Splits	GS. 5030		
G. 5026	679-688-744	3	Splits	GS. 5026		679-688 A-744
GY. 10064		5	Splits	GY. 10074		
V. 630		3	Bolts	V. 632		
ST. 1	748 A	4	Grease Cup	GR. 10		748 A
			<b>Suppressed Parts</b>			
5269	727 B	2	Peg, short			
10095		4	Long Pin for Side Shields			
			<b>New parts</b>			
		2	Rubbing Washer, small	10776		
		2	Rubbing Washer, large	10788		
		2	Wedge Pin for Crankpin	10789		
		2	Location Pin	10790		
		2	Pin for Crankshaft	17220		672 B-729 B
		2	Disc	P. 4015		672 B-729 B
		6	Distance Washer	RE.2535/3/10		
		2	Splits	GY. 8018		672 B-729 B



# Plate N° 1

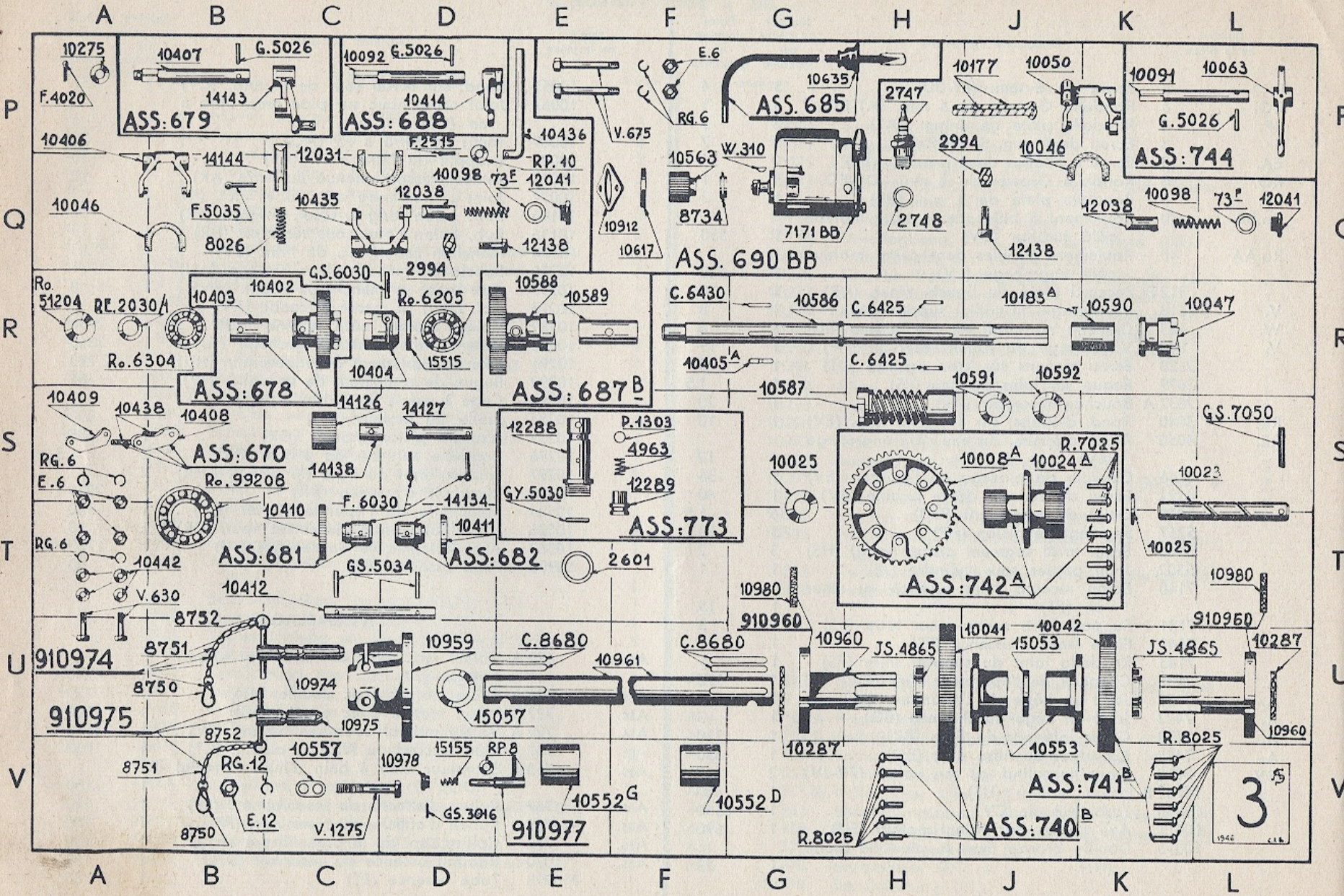
Part Ref. No.	Description of Part and Location on Plate	Quantity per mc.	Part Ref. No.	Description of Part and Location on Plate	Quantity per mc.
E.	6 Nut (JP) . . . . .	2	10000 A	Cylinder (ER) . . . . .	1
R.G.	6 Spring Washer (KP-DS) . . . . .	6	10001 A	Cylinder Head (FP) . . . . .	1
E.	8 Nut (AR-CP-DS-DV-GV-JS-JV) . . . . .	36	10004 B	Crankcase Front (DT) . . . . .	1
E.B.	8 Bronze Nut for Manifold (FR-HR) . . . . .	4	10005 B	Fan Casing (CT) . . . . .	1
R.G.	8 Spring Washer (AS-CV-DT-EP-ES-FR-GV-HR-HV-JS-JV) . . . . .	40	10007 A	Cowling (BP) . . . . .	1
R.P.	8 Washer for Cylinder Head (EP) . . . . .	4	10031	Plate inside Fan Casing (BS) . . . . .	1
E.	10 Nut to Oil Cover (GR) . . . . .	1	10031	Plate inside Fan Casing (CS) . . . . .	1
R.P.	10 Washer to Oil Cover (GS) . . . . .	1	10033	Exhaust Pipe (KS) . . . . .	1
FZA	12 Spring Washer fixing Miller (LS-LU) . . . . .	2	10083	Spring for Inspection Lid (AP) . . . . .	1
	73 B Fibre Washer for Drain Cock (FU) . . . . .	1	10150	Inspection Lid (AP) . . . . .	1
	73 F Fibre Washer for Drain Plug (FV-KV) . . . . .	2	10169	Washer for Screws fixing Miller (KT-KU) . . . . .	2
	451 A Drain Plug to Gearboxes (FV-LU) . . . . .	2	10340	Manifold (HQ) . . . . .	1
V.	612 Screw for Plates inside Fan Casing (BR) . . . . .	4	10437	Stud for fixing Engine to Gearboxes (HV) . . . . .	3
S.	836 Stud fixing (Protector) on Main Casing (JV) . . . . .	8	10564	Reverse Gearbox Casing (FU) . . . . .	1
S.	842 Stud for Cylinder Base (ET) . . . . .	4	10565	Crankcase, Rear (FT) . . . . .	1
S.	846 Stud for Steering Base short (JT) . . . . .	2	10598	Oil Seal for Front Crankcase (DU) . . . . .	1
V.	850 Bolt for Crankcase (CV) . . . . .	2	10599	Oil Seal for Rear Crankcase (FU) . . . . .	1
V.	855 Bolt fixing Crankcase to Rev. Gearbox (FV) . . . . .	4	10950	Main Gearbox Casing (HS) . . . . .	1
S.	856 Stud for Fan Casing and Exhaust Pipe (BS-HR) . . . . .	4	12114	Gasket to Manifold (GP) . . . . .	1
S.	866 Stud for Steering Base, Long. (KLS) . . . . .	2	13385	Seat for float needle (KO) . . . . .	1
S.	878 Stud for Cylinder Head (EO) . . . . .	4	13386	Union on Fuel Pipe (KR) . . . . .	1
S.	884 Stud for Manifold (EO) . . . . .	3	13387	Cap (LR) . . . . .	1
S.	898 Stud for Assembling Fan Casing to Crankcase (CT) . . . . .	4	13388	Fuel Filter (LR) . . . . .	1
	2776 Drain Cock for Crankcase (DV) . . . . .	1	13389	Joint in Cap (LR) . . . . .	1
R.	3008 Rivet for Spring on Inspection Lid (AP) . . . . .	2	14121	Oil Cover (HS) . . . . .	1
	3178 Gasket to Cylinder Head (FO) . . . . .	1	14122	Joint to Oil Cover (HS) . . . . .	1
	4595 Felt Washer for Front Crankcase (DU) . . . . .	1	14123	Location Peg to Oil Cover (FT) . . . . .	2
	4596 Felt Washer for Rear Crankcase (FU) . . . . .	2	14124	Hand Screw to Oil Cover (GO) . . . . .	1
	4866 A Stud for Carburettor (KO) . . . . .	2	14125	Bracket to Oil Cover (HS) . . . . .	1
	4914 Gasket between Carburettor a. Manifold (KP) . . . . .	1	Ass.	725 A Cylinder with Studs (DR) . . . . .	1
GY.	5055 Hinge Pin of Inspection Lid (AR) . . . . .	1	Ass.	728 A Manifold with Stud, Nut and Spring Washer (JR) . . . . .	1
	5288 Seat for Carburettor float needle (KR) . . . . .	1	Ass.	733 C Crankcase complete with Felt, Studs, Drain Cock and Plug (DV) . . . . .	1
	5291 Needle for Carburettor float (KR) . . . . .	1	Ass.	734 B Fan Casing with Studs (AV) . . . . .	1
	8027 Hinge Pin for fixing Miller to Gearbox (LT) . . . . .	2	Ass.	736 Inspection Lid Assembly (AQ) . . . . .	1
	8083 Peg Locating Miller (LT) . . . . .	2	Ass.	827 Oil Cover Assembly (FS) . . . . .	1
	8730 Screw Fixing Miller to Gearbox (LV-KS) . . . . .	2	910598	Seal for Front Crankcase complete (DT) . . . . .	1
	8820 Fibre Washer for fuel arrival Union (KR) . . . . .	1	910599	Seal for Rear Crankcase complete (FT) . . . . .	1
			913078 A	Float Needle Assembly (LR) . . . . .	1
			913080 A	Carburettor complete (LP) . . . . .	1



# Plate N° 2

Part Ref. No.	Description of Part and Location on Plate	Quantity per mc.	Part Ref. No.	Description of Part and Location on Plate	Quantity per mc.
E.	6 Nut for Air Cleaner (BT-BU)	3	10055	Washer to Fan (CV)	1
RG.	6 Spring Washer for Air Cleaner (BT-AT)	3	10067	Rubber Washer to Air Cleaner (CT)	1
RP.	6 Washer for Air Cleaner (AT)	2	10069	Sieve to Air Cleaner (AQ)	1
E.	8 Nut for Air Cleaner and Tank Bands (CP-FQ)	3	10071	Hook for Wood Shaving (AP)	1
EA.	8 Wing Nut for Oil Bath Air Filter (BP)	1	10075	Spring fixing Sieve to Air Cleaner (AR)	1
RG.	8 Spring Washer for Air Cleaner and Tank Bands (FQ-DP)	3	10077	Paper joint for Crankcase to Gearbox (KT)	2
RP.	8 Washer for Air Cleaner (BP)	1	10106	Composition Lining for Tank Band long (FR)	1
Ro.BB	30 Ballrace for Front Crankshaft (DV)	1	10136	Composition Lining for Tank Band, short (DR)	1
Ro.AA	40 Ballrace for Rear Crankshaft (LV)	1	10194	Rubber Connector to Air Cleaner (BV)	1
	312 D Seating for Tank Cap (AR)	1	10276	Plate for Clip to Rubber Connector (AU)	2
V.	618 Screw for Collar Support of Air Cleaner (AT)	1	10277	Clip on larger diameter of Rubber Connect. (AV)	1
W.	625 Woodruff Key for Front Crankshaft (EU)	1	10278	Clip on smaller diameter of Rubber Con (AV)	1
V.	840 Bolt for Front Tank Band (HP)	1	10289	Front Flywheel (FV)	1
	2620 Union on Petrol Pipe, Carburettor End (DT)	1	10290	Rear Flywheel (JU)	1
	2699 Nipple on Fuel Pipe (FS)	2	10291	Crankpin (HU)	1
	2837 A Cap to Fuel Tank (AR)	1	10292	Roller Race on Crankpin (HV)	1
RE.	3040 Distance Washer for Front Crankshaft (EV)	1	10293	Cage for Big End Rollers (GV)	1
RE.	4050 Distance Washer for Rear Crankshaft (KV)	1	10294	Connecting Rod (GU)	1
	4146 Wedge Pin for Crankpin (EV)	1	10295	Gudgeon Pin (CR)	1
	4592 Nut fixing Fan on Front Crankshaft (BV)	1	10296	Washer retaining Gudgeon Pin (CR)	2
	5079 Roller (GU)	36	10297	Spring Clip retaining Gudgeon Pin (FR-HR)	2
	5267 Piston Ring (HP)	3	10418	Fuel Tank with Fuel Tap and Cap Seating (DR)	1
	5268 Peg for Upper Piston Rings (HS)	3	10525	Tube of Oil Bath Air Filter (CR)	1
	5502 Paper joint for Cylinder Base (JP)	1	10526	Felt Washer to Oil Bath Air Filter (CR)	1
	7140 Union on Fuel Pipe, Tank End (FT)	1	10562	Rear Crankshaft (JU)	1
	7141 Body to Fuel Filter (FS)	1	10998	Fuel Pipe, alone (FT)	1
	7142 Gauze to Fuel Filter (FS)	1			
	7143 Copper Joint to Fuel Filter (FS)	1			
A.	7406 Bell Cover to Oil Bath Air Filter (CO)	1	Ass. 672 A	Rear Crankshaft Assembly (JV)	1
A.	7421 Cork Joint to Oil Bath Air Filter small (BP)	1	Ass. 726 A	Connecting Rod with Small End Bush (HT)	1
A.	7422 Cork Joint to Oil Bath Air Filter, large (BQ)	1	Ass. 727 B	Piston with Pegs only (GS)	1
A.	7428 Body of Oil Bath Air Filter (BR)	1	Ass. 729 A	Front Crankshaft Assembly (FV)	1
A.	7432 Cartridge to Oil Bath Air Filter (BQ)	1	Ass. 737	Air Pipe from Air Cleaner with Choke (CT)	1
GY.	8018 Location Pin for Crankshaft (FV-JV)	2	Ass. 753 bis	Oil Bath Air Cleaner complete (DO)	1
	10002 B Piston (HS)	1	Ass. 767	Band fixing Tank, front (EP)	1
	10006 Fan (CV)	1	Ass. 768	Bank fixing Tank, rear (FP)	1
	10011 Front Crankshaft (EU)	1	Ass. 772	Air Cleaner Collar Assembly (CT)	1
	10016 Bush in Small End (HT)	1	Ass. 1070	Fuel Tap (DT)	1
			Ass. 910998	Fuel Pipe Assembly (ET)	1





P

Q

R

S

T

U

V

A B C D E F G H J K L

A B C D E F G H J K L

P

Q

R

S

T

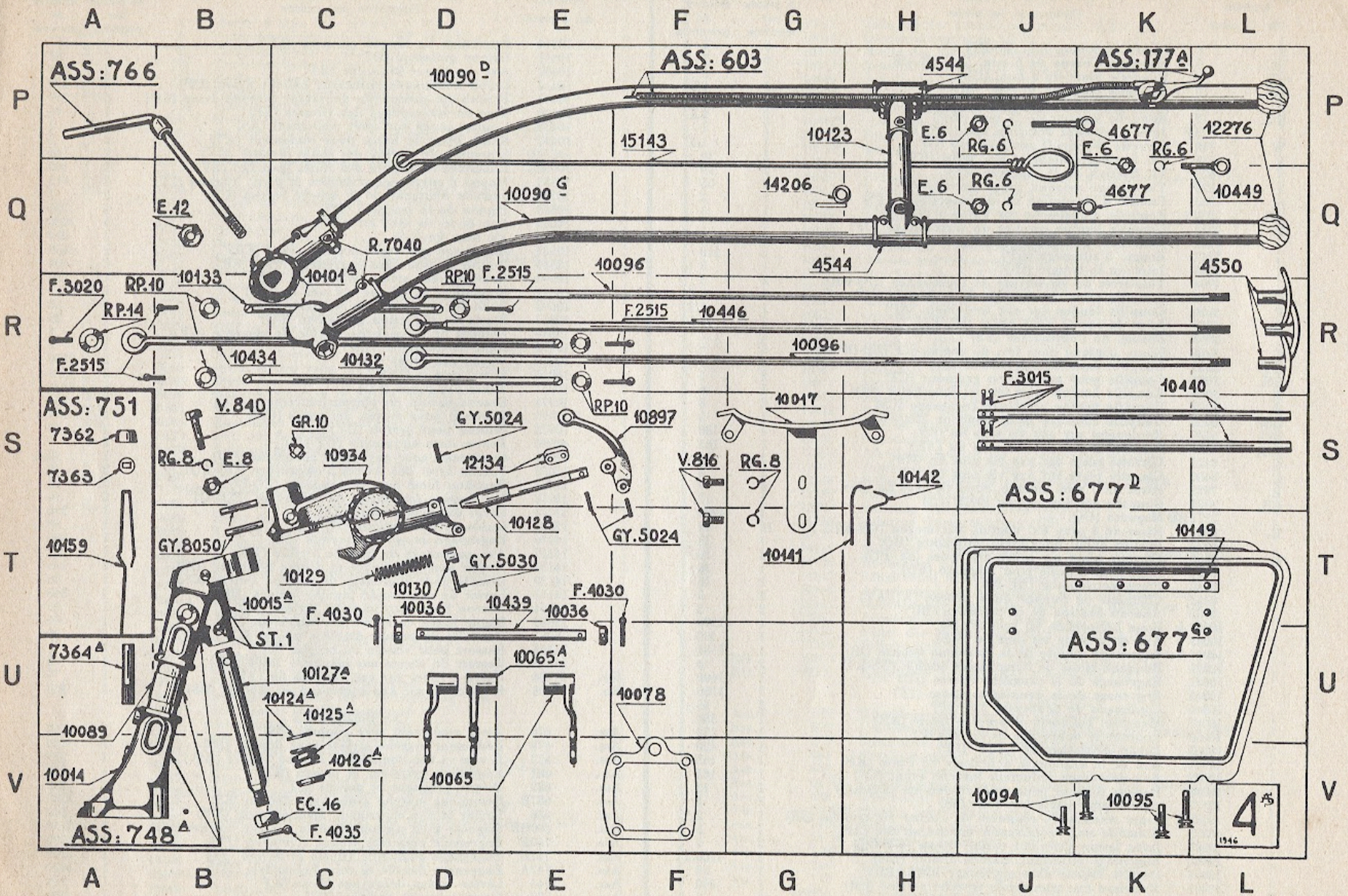
U

V

3<sup>S</sup>

# Plate No 3

Part Ref. No.	Description of Part and Location on Plate	Quantity per mc.	Part Ref. No.	Description of Part and Location on Plate	Quantity per mc.	
E.	6 Nut for fixing Magneto and Ballraces (AS-FP)	6	10410	Oil Elevator Gear (CT)	1	
RG.	6 Spring Washer for fixing Magneto and Ballrace (AS-FP-AT)	6	10411	Oil Elevator Disc (DT)	1	
RP.	8 Washer to Plug Lock (DV)	2	10412	Shaft to Oil Elevator (BT)	1	
RP.	10 Washer to Motion Lock (EQ)	1	10414	Lever to Forward Motion Clutch (DP)	1	
E.	12 Nut for Hubs (BV)	2	10435	Fork for Forward Motion Clutch (CQ)	1	
RG.	12 Spring Washer for Hubs (BV)	2	10436	Finger for Motion Lock (EP)	1	
	73 F Fibre Washer for Plunger Plugs (EQ-LQ)	2	10438	Welded Stud on Bracket holding Ballrace (AS)	2	
W.	310 Woodruff Key on Magneto (GP)	1	10442	Washer for holding Ballrace (AT)	4	
V.	630 Bolt fixing Ballrace No 99208 (BT)	2	10552 D	Bush on Main Axle, right (GV)	1	
V.	675 Bolt fixing Magneto (FP)	2	10552 G	Bush on Main Axle, left (EV)	1	
V.	1275 Bolt for Hubs (CV)	2	10553	Hub to Driven Gears (JV)	2	
P.	1303 Disc for Breather (FS)	1	10557	Link for Plug Chain (CV)	2	
RE.	2030/1 Distance Washer for Thrust Race 51204 (AR)	1	10563	Pinion on Magneto Spindle (FQ)	1	
F.	2515 Split Pin to Motion Lock (DP)	1	10586	Worm Shaft (GR)	1	
	2601 Fibre Washer for Breather (FT)	1	10587	Worm (GS)	1	
	2747 Sparking Plug with Nipple (HP)	1	10588	Reduction Gear of Forward Motion (ER)	1	
	2748 Gasket to Sparking Plug (HQ)	1	10589	Bush Inside Reduction Gear of Forward Motion (ER)	1	
	2994 Locking Plate for Clutch Forks (DQ-HP)	2	10590	Bush on Worm Shaft (KR)	1	
GS.	3016 Straight Pin for Plug Lock (DV)	2	10591	Distance Washer for Worm (JR)	1	
F.	4020 Split Pin to Reverse Motion Control (AP)	1	10592	Thrust Washer for Worm (JR)	1	
JS.	4865 Oil Seal for Main Axle (HU-KU)	2	10617	Ring on Magneto Flange (FQ)	1	
	4963 Spring for Breather (FS)	1	10635	Rubber cap to high Tension Wire (GP)	1	
G.	5026 Taper Pin for Clutch Levers (BP-DP-KP)	3	10912	Oil-retaining Washer for Magneto (EQ)	1	
GY.	5030 Split Taper Pin for Breather (ES)	1	10959	Hubs to Driven Gears (DU)	2	
GS.	5034 Pin to Oil Elevator and Reverse Motion Dog (CT)	2	10960	Sleeve for Driven Gears (GU-LU)	2	
F.	5035 Split Pin to Reverse Clutch Plunger (BQ)	1	10961	Main Axle (FU)	1	
F.	6030 Split Pin to Reversing Pinion (CS)	2	10974	Plug for Locking Hub (CU)	1	
GS.	6030 Straight Pin for Reverse Motion Dog (CR)	1	10975	Dummy Plug (CU)	1	
RO.	6205 Ballrace on front of Worm Shaft (DR)	1	10978	Knob to Plug Lock (DV)	2	
RO.	6304 Ballrace on Front of Worm Shaft (AR)	1	10980	Felt inside Sleeve for Driven Gears (GT-LT)	2	
C.	6425 Key on Worm Shaft, rear (HR)	2	12031	Collar to Forward Motion Clutch (CQ)	1	
C.	6430 Key on Worm Shaft, front (FR)	2	12038	Plunger for Forward Motion and Miller Clutch (DQ-KQ)	2	
R.	7025 Rivet for Worm Wheel (JS)	8	12041	Plug for Forward Motion and Miller Clutch (EQ-LQ)	2	
GS.	7050 Pin for Worm Wheel Shaft 10023 (LS)	1	12138	Screw for Clutch Levers (EQ-JQ)	2	
	7171BB Magneto (GQ)	1	12288	Breather Body (ES)	1	
R.	8025 Rivet fixing Pinions and Hub Sleeves (GV-KU)	12	12289	Guide to Breather Disc (FS)	1	
	8026 Spring to Reverse Motion Plunger (BQ)	1	14126	Pinion reversing Motion (CS)	1	
C.	8680 Key for Main Axle (EU-FU)	4	14127	Shaft to Reversing Pinion (DS)	1	
	8734 Oil-Thrower on Magneto Spindle (FQ)	1	14134	Hub to Oil Elevator Gear and Disc (DS)	2	
	8750 Clamp for Chain (AU-BV)	2	14138	Bush to Reversing Pinion (CS)	1	
	8751 Welded Chain to Hub Plug (AU-AV)	2	14143	Lever to Reverse Motion Clutch (BP)	1	
	8752 Welded Ring for Chain (BU)	2	14144	Plunger for Reverse Motion Clutch (BQ)	1	
	10008 A Worm Wheel (JS)	1	15053	Distance Ring on Main Axle (JU)	1	
	10023 Shaft for Worm Wheel and Driving Gear Set (KS)	1	15057	Bronze Washer on Main Axle (DU)	2	
	10024 A Driving Gear Set (JS)	1	15155	Spring for Plug Lock (DV)	2	
	10025 Distance Washer for Driving Gear Set (GS-KT)	2	15515	Safety Spring to Reverse Motion Dog (DR)	1	
	10041 Driving Gear, low speed (JU)	1	51204	Thrust Ring to Worm Shaft (AR)	1	
	10042 Driving Gear, top speed (JU)	1	RO.	99208	Ballrace on Rear Crankshaft (BS)	1
	10046 Collar for Reverse and Miller Clutch Forks (AQ-JP)	2	Ass.	670	Bracket holding Ballrace (BS)	1
	10047 Sliding Dog to Miller Drive (KR)	1	Ass.	678	Reduction Gear of Reverse Motion with Bush (BS)	1
	10050 Fork to Miller Clutch (JP)	1	Ass.	679	Reverse Motion Lever and Spindle Assembly (AP)	1
	10063 Lever for Miller Clutch (LP)	1	Ass.	681	Oil Elevator Gear Assembly (BT)	1
	10091 Spindle for Miller Clutch (KP)	1	Ass.	682	Oil Elevator Disc Assembly (DT)	1
	10092 Spindle for Forward Motion Clutch (CP)	1	Ass.	685	High Tension Wire Assembly (GP)	1
	10098 Spring for Forward and Miller Clutch Plungers (DQ-KQ)	2	Ass.	687 B	Forward Motion Reduction Gear Assembly (ES)	1
	10177 Collar for Bowden Wire and H.T. Lead (HP)	2	Ass.	688	Forward Motion Lever and Spindle Assembly (DP)	1
	10183 A Peg on Wormshaft Bush (JR)	1	Ass.	690 BB	Magneto with Pinion and H.T. Lead (FQ)	1
	10275 Washer for Reverse Gear (AP)	1	Ass.	740 B	Low Speed Driven Gear Assembly (JV)	1
	10287 Felt Washer on Main Axle (GV-LU)	2	Ass.	741 B	Top Speed Driven Gear Assembly (JV)	1
	10402 Reduction Gear of Reverse Motion (BR)	1	Ass.	742 A	Worm Wheel Assembly (HT)	1
	10403 Bush Inside Reduction Gear for Reverse Motion 10402 (BR)	1	Ass.	744	Miller Clutch Lever and Spindle Assembly (KP)	1
	10404 Dog for Reverse Motion (CR)	1	Ass.	773	Breather Assembly (FT)	1
	10405 A Slotted Key on Worm Shaft, front 10413 (FR)	1	Ass.	910960	Sleeve for Driven Gear with Felt Assembly (GU-LT)	2
	10406 Fork for Reverse Motion Clutch (AP)	1	910974	Plug to Locking Hub Assembly (AU)	1	
	10407 Spindle of Reverse Motion Clutch (BP)	1	910975	Dummy Plug Assembly (AU)	1	
	10408 Welded Bracket holding Rear Crankshaft Ballrace (BS)	1	910977	Lock for Plug (EV)	2	
	10409 Bracket holding Rear Crankshaft Ballrace (AS)	1				



ASS:766

ASS:603

ASS:177A

ASS:751

ASS:677<sup>D</sup>

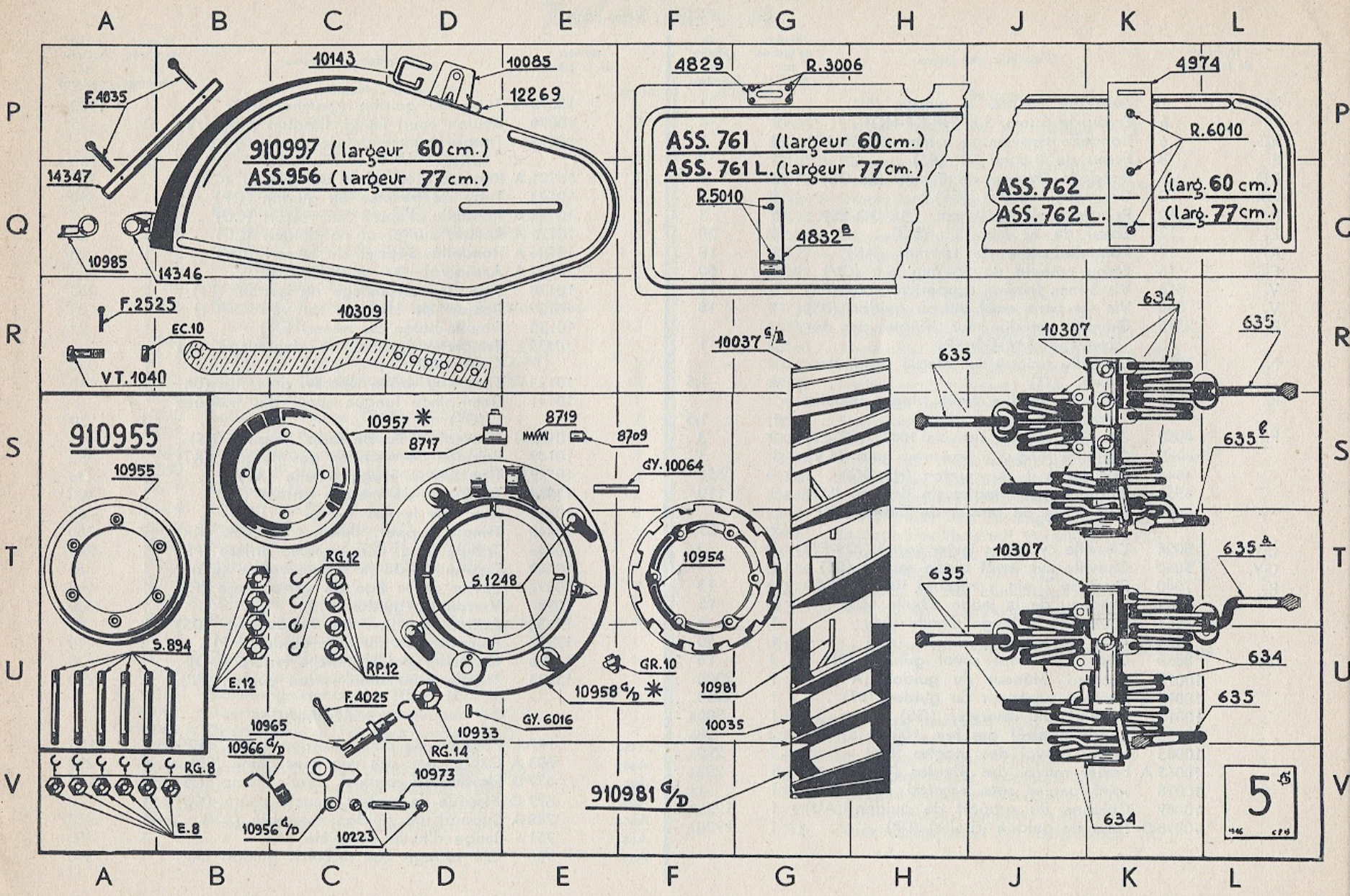
ASS:748<sup>A</sup>

ASS:677<sup>G</sup>

4<sup>75</sup>  
1946

# Plate N° 4

Part Ref. No	Description of Part and Location on Plate	Quantity per mc.	Part Ref. No.	Description of Part and Location on Plate	Quantity per mc.
ST.	1 Grease Cup on Upper Steering Bracket (BU)	2	10094	Short Pin for Side Shields (JV)	2
E.	6 Nut for Control Guides (HP-HQ-KP)	3	10096	Control Rod for Main and Miller Clutches (EQ-GR)	2
RG.	6 Spring Washer for Control Guides (JP-JQ-KP)	3	10101 A	Socket to Steering Arms (CR)	2
E.	8 Nut Fixing Swivel (BS)	1	10123	Cross Member to Steering Arms (GP)	1
RG.	8 Spring Washer for Swivel and Tank Cradle (BS-GS)	3	10124 A	Washer to Pivot for Steering Swivel (CU)	1
GR.	10 Grease Cup on Serrated Swivel Head (CS)	1	10125 A	Spring to Pivot Pin for Steering Swivel (CU)	1
RP.	10 Washer for Controls (AR-DQ-ES)	5	10126 A	Collar to Pivot Pin for Steering Swivel (CV)	1
E.	12 Nut for Steering Locking Handle (BQ)	1	10127 A	Pivot Pin to Steering Swivel (CU)	1
RP.	14 Washer for Reserve Motion Control (AR)	1	10128	Plunger to Steering Release (ET)	1
EC.	16 Castellated Nut for Pivot Pin for Steering Swivel (CV)	1	10129	Spring for Steering Release Plunger (CT)	1
V.	816 Bolt for fixing Tank Cradle (FS)	2	10130	Collar for Steering Release Plunger (DT)	1
V.	840 Stop Bolt for Swivel Head (BS)	1	10132	Transmission Rod for Main Clutch (CR)	1
F.	2515 Split Pin for Controls (AR-DQ-FR)	5	10133	Transmission Rod for Miller Clutch (BR)	1
F.	3015 Split Pin for Side Shield Rods (JR)	4	10141	Clip fixing Side Shields, long (GT)	4
F.	3020 Split Pin for Reverse Motion Control (AR)	1	10142	Clip fixing Side Shields, short (HS)	4
F.	4030 Split Pin for Control Transmissions Spindle (CT-ET)	2	10149	Hand Grip for Side Shields (KT)	2
F.	4035 Split Pin for Steering Swivel (CV)	1	10159	Welded Wire for Dip Stick (AT)	1
	4544 Fitting to Cross Member of Steering Arms (HP-GQ)	2	10434	Transmission Rod for Reverse Motion Clutch (BR)	1
	4550 Handle to Clutch Controls (LQ)	3	10439	Spindle to Control Transmissions (ET)	1
	4677 Guide for Control Rods (KP-KQ)	2	10440	Rod supporting Side Shields (KR)	2
GY.	5024 Pin for Steering Release Lever (DS-FT)	3	10446	Control Rod for Reverse Motion Clutch (FR)	1
GY.	5030 Pin for Steering Release Plunger (DT)	1	10449	Guide for Steering Release (LQ)	1
R.	7040 Rivet fixing Steering Arm Sockets (CO)	2	10897	Transmission Lever for Steering Release (FS)	1
	7362 Welded Cap to Dip Stick (AS)	1	10934	Serrated Swivel Head (CS)	1
	7363 Felt Washer for Dip Stick (AS)	1	12134	Link for Steering Release (DS)	2
	7364 A Guide for Dip Stick (AU)	1	12276	Wooden Knob to Steering Arms (LP)	2
GY.	8050 Pin to Serrated Swivel (BT)	2	14206	Eyelet for Rod Guide to Reverse Motion (GQ)	1
	10014 Steering Base (AV)	1	15143	Control Rod for Steering Release (FP)	1
	10015 A Upper Steering Bracket (BT)	1			
	10017 Cradle for Tank (GS)	1	Ass.	177 A Bowden Lever, complete (KP)	1
	10036 Washer for Transmission Spindle (DT-ET)	2	Ass.	603 Bowden Cable inner and outer members, complete (FP)	1
	10065 Transmissions Lever to Clutch Controls (DV)	2	Ass.	677 D Engine Side Shield Assembly, R.H.S. (JS)	1
	10065 A Transmission Lever to Clutch Control (EU)	1	Ass.	677 G Engine Side Shield Assembly, L.H.S. (KU)	1
	10078 Paper Joint underneath Steering Base (FU)	1	Ass.	748 A Steering Column Assembly, welded (AV)	1
	10089 Connecting Tube for Steering Base (AU)	1	Ass.	751 Dip Stick Assembly (AS)	1
	10090 D Steering Arm, right (DP)	1	Ass.	766 Locking Handle for Steering Sockets (AP)	1
	10090 G Steering Arm, left (EQ)	1			



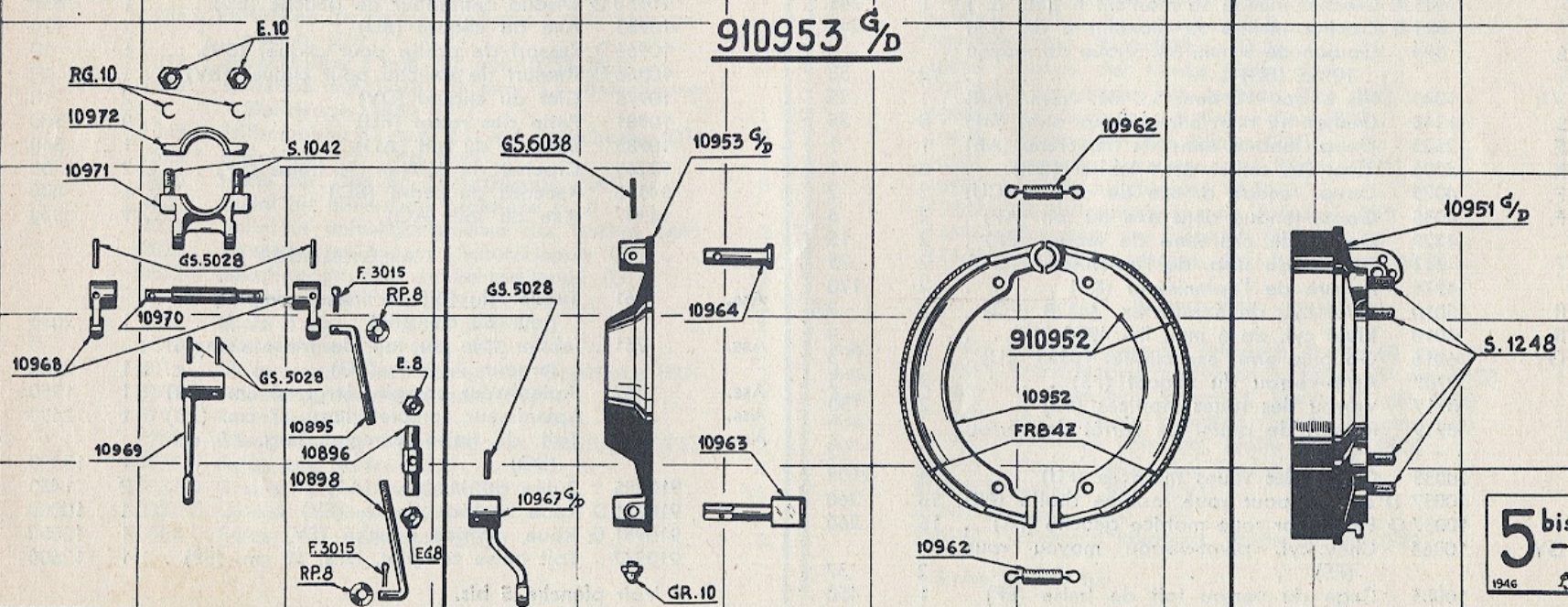
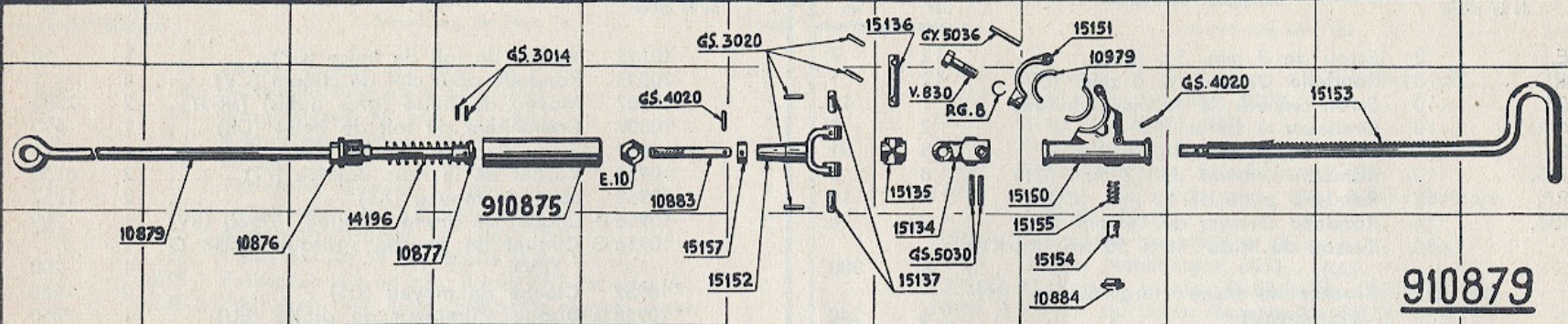
# Plate N° 5

Part Ref. No.	Description of Part and Location on Plate	Quantity per mc.	Part Ref. No.	Description of Part and Location on Plate	Quantity per mc.
E.	8 Nut for Hubs (BV) . . . . .	12	10143	Locking Pin for Regulating Bar (CP) . . . . .	1
RG.	8 Spring Washer for Hubs (BV) . . . . .	12	10223	Washer to Red Pawl Sliding Pin (CV) . . . . .	4
EC.	10 Castellated Nut (BR) . . . . .	1	10307	Miller Sleeve for Heavy Springs (JR-JT) . . . . .	2
GR.	10 Grease Nipple (FU) . . . . .	2	10309	Regulating Bar for Miller Cover (CR) . . . . .	1
E.	12 Nut for Wheels (BU) . . . . .	8	10933	Special Nut for Axle 10965 (DU) . . . . .	2
RG.	12 Spring Washer for Wheels (CT) . . . . .	8	10954	Hinge Bracket for Green Lock (FT) . . . . .	2
RP.	12 Washer for Wheels (CU) . . . . .	8	10955	Flange for Wheel (AS) . . . . .	2
RG.	14 Spring Washer for Wheels Ratchet (DV) . . . . .	2	10956 D	(Red) Pawl for Wheel Ratchet R.H.S. (BV) . . . . .	1
	634 Miller Spring for Plain Heavy Tines (KR-KV LU) . . . . .	8	10956 G	(Red) Pawl for Wheel Ratchet (L.H.S. (BV) . . . . .	1
	635 Miller Tine, Plain Heavy, Hook, Central (HR-HT-LR-LU) . . . . .	6	*10957	Bell for Hubs (CS) . . . . .	2
	635 A Miller Tine, Plain Heavy, Hook, Left (LT) . . . . .	1	*10958 D	Disc for Road Wheel R.H.S. (EU) . . . . .	1
	635 B Miller Tine, Plain Heavy, Hook, Right (LS) . . . . .	1	*10958 G	Disc for Road Wheel L.H.S. (EU) . . . . .	1
S.	894 Stud for Hubs (BU) . . . . .	12	10965	Pivot Pin for Red Pawl (BU) . . . . .	2
VT.	1040 Drilled Bolt for hinging Miller Cover Regulating Bar (AR) . . . . .	1	10966 D	Spring for Red Pawl R.H.S. (BV) . . . . .	1
S.	1248 Stud on Wheel Discs (DT) . . . . .	8	10966 G	Spring for Red Pawl L.H.S. (BV) . . . . .	1
F.	2525 Split Pin for Bolt Hinging Miller Cover Regulating Bar (AR) . . . . .	1	10973	Pin on Ratchet Pawls (DV) . . . . .	2
R.	3006 Rivet fixing Slotted Plate on Upper Rear Shield (GP) . . . . .	8	10981	Welded Lug on Wheel (FU) . . . . .	8
F.	4025 Split Pin for Red Pawl Pivot Pin (CU) . . . . .	2	10985	Hinge to Miller Cover (AO) . . . . .	1
F.	4035 Split Pin to Miller Cover Hinge (AP) . . . . .	2	12269	Hook on Miller Cover for Upper Rear Shield (EP) . . . . .	2
	4829 Slotted Plate on Upper Rear Shield (FP) . . . . .	2	14346	Hinge Bracket on Miller Cover (BO) . . . . .	1
	4832 B Hook on Upper Rear Shield for Dust Board (GO) . . . . .	2	14347	Hinge Bar for Miller Cover (AO) . . . . .	1
	4974 Slotted Plate on Dust Board (KP) . . . . .	2	Ass.	761 Upper Rear Shield for 22 in. working width, compl. (FP) . . . . .	1
R.	5010 Rivet fixing Hook on Upper Rear Shield (FO) . . . . .	4	Ass.	761 L Upper Rear Shield for 28 in. working width, compl. (FO) . . . . .	1
R.	6010 Rivet fixing Slotted Plate on Dust Board (KP) . . . . .	6	Ass.	762 Dust Board for 22 in. working width, complete (JO) . . . . .	1
GY.	6016 Pin to Pivot Pin for Red Pawl (EU) . . . . .	2	Ass.	762 L Dust Board for 28 in. working width, complete (JO) . . . . .	1
	8709 Catch Pin for Green Lock (FS) . . . . .	2	Ass.	956 Miller Cover for 28 in. working width, complete (BO) . . . . .	1
	8717 (Green) Lock for Wheel Ratchet (DS) . . . . .	2	910955	Flange for Wheel Complet (AS) . . . . .	2
	8719 Spring for Green Lock (ES) . . . . .	2	910981 D	Road Wheel R.H.S. (EV) . . . . .	1
	10035 Welded Rim of Road Wheel (FU) . . . . .	4	910981 G	Road Wheel L.H.S. (EV) . . . . .	1
	10037 D Welded Wheel Strake, R.H.S. (FR) . . . . .	16	910997	Miller Cover for 22 in. working width complete (BP) . . . . .	1
	10037 G Welded Wheel Strake, L.H.S. (FR) . . . . .	16			
GY.	10064 Pivot Pin for Green Lock (FS) . . . . .	2			
	10085 Bracket for Regulating Bar (EP) . . . . .	1			

\* See remark on Plate No 5 bis.

A B C D E F G H J K L

— POUR TYPE "57A" —



A B C D E F G H J K L

5<sup>bis</sup>  
-  
1946

# Plate N° 5 bis

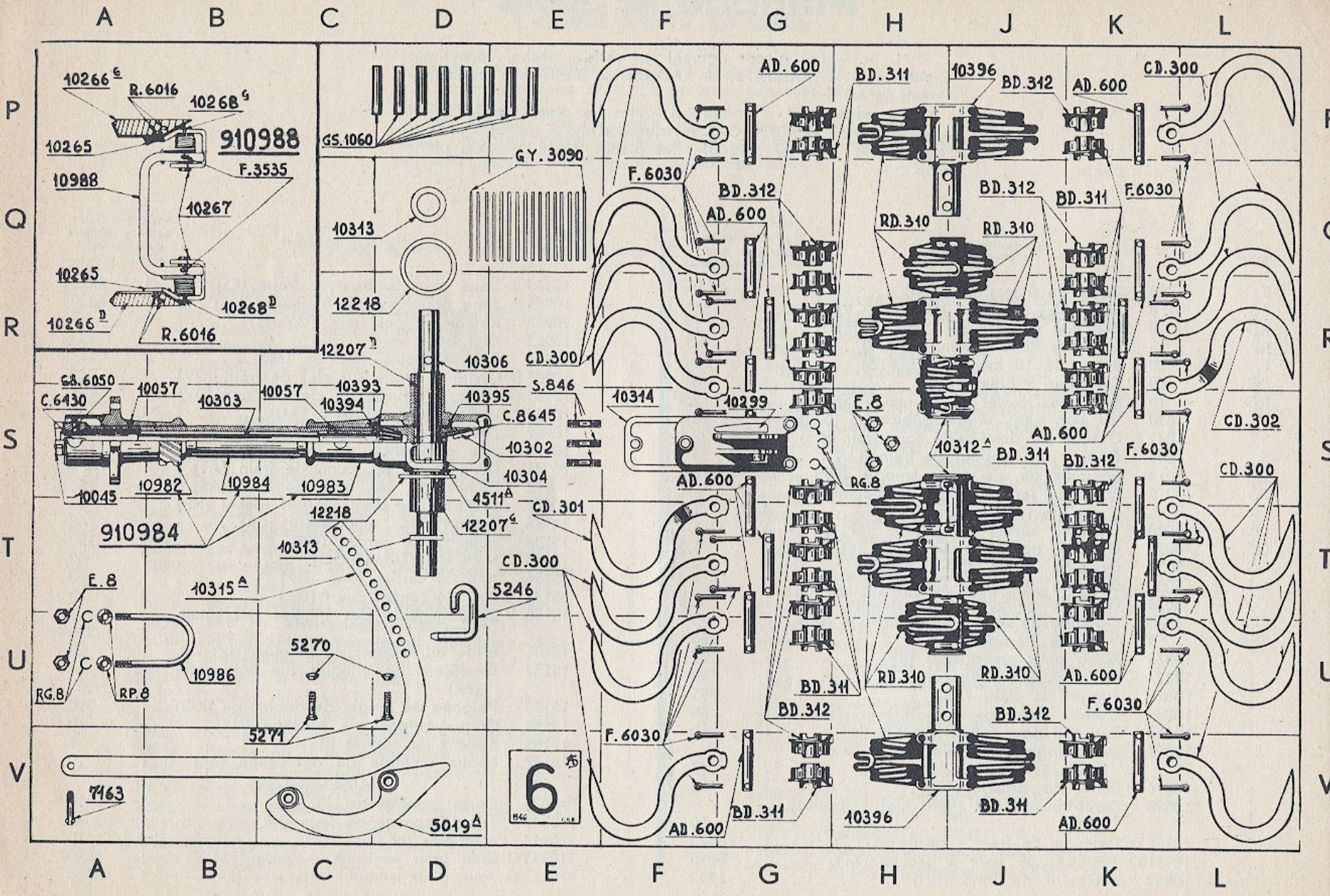
N.B. — Machine type 57 A is identical to Machine type 56 A except for the addition of brakes.

The parts shown on the present plate No «5 bis» only concern the brakes and consequently only concern Machine type 57 A.

All the parts shown on the other plates of the present spare parts catalogue are common to machines types 56 A and 57 A with the exception of parts 10957\* and 10958 D/G\* on plate No 5 which only apply to machines type 56 A.

Part Ref. No	Description of Part and Location on Plate	Quantity per mc.	Part Ref. No.	Description of Part and Location on Plate	Quantity per mc.
E.	8 Nut for Brake (CU) . . . . .	2	10953 G	Flange to Brake Drum L.H.S. (ES) . . . . .	1
EG.	8 Nut L.H.S. for Brake (CV) . . . . .	2	10962	Cam for Brake Shoes (GV-HS) . . . . .	4
RG.	8 Spring Washer for Half-Collar (GQ) . . . . .	1	10963	Screw for Brake (EU) . . . . .	2
RP.	8 Washer for Link to Brake Control (CT-CV) . . . . .	4	10964	Pin for Brake Shoes (ET) . . . . .	2
E.	10 Nut (EQ-BS) . . . . .	3	10967 D	Lever to Brake Cam. R.H.S. (DV) . . . . .	1
GR.	10 Grease Nipple (EV) . . . . .	2	10967 G	Lever to Brake Cam. L.H.S. (DV) . . . . .	1
RG.	10 Spring Washer (AS) . . . . .	2	10968	Lever to Brake Control (short) (AU) . . . . .	2
V.	830 Bolt for Half-Collar on Brake (GQ) . . . . .	1	10969	Lever to Brake Control (long) (AU) . . . . .	1
S.	1042 Gudgeon on Half-Collar Brake (CS) . . . . .	2	10970	Spindle to Brake Control (BU) . . . . .	1
S.	1248 Stud on Wheel Disc. (LU) . . . . .	8	10971	Lower Half Bracket to Brake Control (AT) . . . . .	1
GS.	3014 Straight Pin in Piston Brake (DP) . . . . .	2	10972	Upper Half Bracket to Brake Control (AS) . . . . .	1
F.	3015 Split Pin for Half-Control Brake (CT-CV) . . . . .	4	10979	Half Circular Bush Inside Brake Lever Support (HP) . . . . .	2
GS.	3020 Pin for Locking Plunger to Brake Lever (EP) . . . . .	4	14196	Spring on Brake Rod (CR) . . . . .	1
GS.	4020 Pin on Control Rod (EQ-JQ) . . . . .	2	15134	Cardan Link to Brake Control (GR) . . . . .	1
GS.	5028 Pin for Lever Brake (DT-BT-BU) . . . . .	6	15135	Cardan Nut to Brake Control (GO) . . . . .	1
GS.	5030 Pin for Cardan Link (GR) . . . . .	2	15136	Pin to Brake Control Cardan (long) (GP) . . . . .	1
GY	5036 Hinge Pin for Half-Collar Cover (GP) . . . . .	1	15137	Pin to Brake Control Cardan (short) (GR) . . . . .	2
GS.	6038 Straight Pin for Axle Brake (DS) . . . . .	2	15150	Lower Collar for Control Rod Brake (HQ) . . . . .	1
FRB.	4 Z Ferodo Lining (HU) . . . . .	4	15151	Upper Half Collar for Control Rod Brake (HP) . . . . .	1
	10876 Nut on Brake Rod (BR) . . . . .	1	15152	Fork to Brake Control Cardan (ER) . . . . .	1
	10877 Piston on Brake Rod (CR) . . . . .	1	15153	Brake Lever (KQ) . . . . .	1
	10879 Brake Rod (AR) . . . . .	1	15154	Locking Plunger to Brake Lever (HR) . . . . .	1
	10883 Gudgeon to Brake Control (EQ) . . . . .	1	15155	Spring to Brake Lever Plunger (HR) . . . . .	1
	10884 Cap to Brake Lever Plunger (HR) . . . . .	1	15157	Collar to Brake Control Rod (ER) . . . . .	1
	10895 Link to Brake Control, left Hand thread (CU) . . . . .	2			
	10896 Adjuster to Brake Control (CU) . . . . .	2	910875	Buffer to Brake Control Assembly (DQ) . . . . .	1
	10898 Link to Brake Control, right Hand thread (CV) . . . . .	2	910879	Brake Control Lever and Rod Assembly (KR) . . . . .	1
	10951 D Brake Drum R.H.S. (KT) . . . . .	1	910952	Brake shoe with Lining (HU) . . . . .	4
	10951 G Brake Drum L.H.S. (KT) . . . . .	1	910953 D	Brake Shoes and Flange R.H.S. (FS) . . . . .	1
	10952 Brake Shoe (HU) . . . . .	4	910953 G	Brake Shoes and Flange L.H.S. (FS) . . . . .	1
	10953 D Flange to Brake Drum R.H.S. (ES) . . . . .	1			

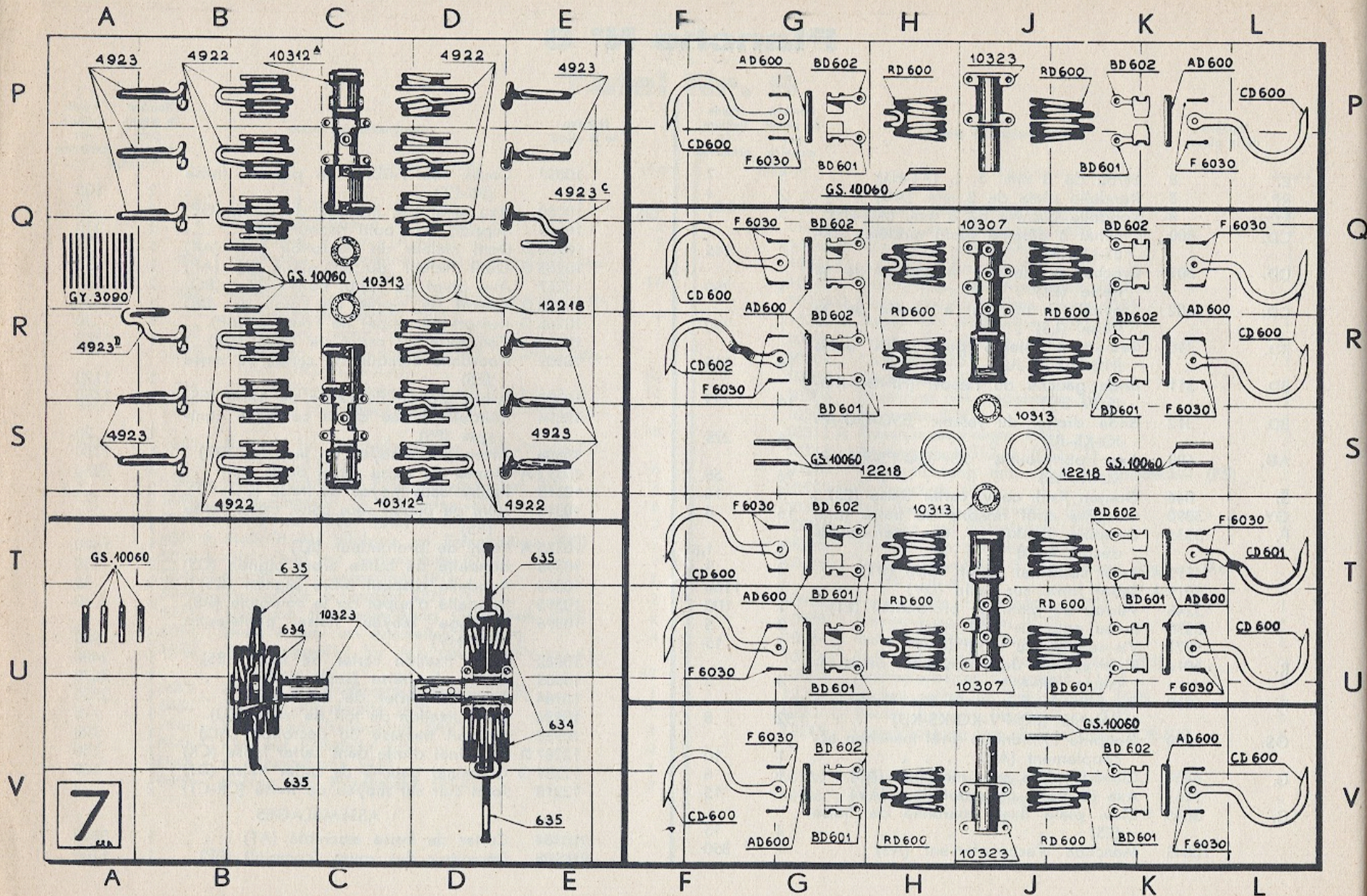




6

# Plate N° 6

Part Ref. No.	Description of Part and Location on Plate	Quantity per mc.	Part Ref. No.	Description of Part and Location on Plate	Quantity per mc.
E.	8 Nut for Miller Cover and Miller Cover Hinge (AT-HS)	5	10265	Support to Mud Scraper Blades (AP)	2
RP.	8 Washer for U Bolt 10896 (AU)	2	10266 D	Blade to Mud Scraper, R.H.S. (AR)	1
RG.	8 Spring Washer for Miller Gearbox and Miller Cover Hinge (AU-HS)	5	10266 G	Blade to Mud Scraper, L.H.S. (AP)	1
CD.	300 Miller Tine, Hinged Light, Hook, Central (ER-ET-LS-KP)	14	10267	Pivot for Mud Scraper Blades (BO)	2
CD.	301 Miller Tine, Hinged Light, Hook, Left (ET)	1	10268 D	Spring to Mud Scraper Blade (R.H.S. (BR)	1
CD.	302 Miller Tine, Hinged Light, Hook, Right (LS)	1	10268 G	Spring to Mud Scraper Blade L.H.S. (BP)	1
RD.	310 Miller Spring for Hinged Light Miller Tines (HQ-JQ-HU-JU)	16	10299	Cover to Miller Gearbox (GS)	1
BD.	311 Lug for Hinged Light Miller Tines, L. H. S. (HP-GU-GV-JS-JV-KO)	16	10302	Crown Wheel (ES)	1
BD.	312 Lug for Hinged. Light Miller Tines R. H. S (GQ-GU-JP-JQ-JU-KS)	16	10303	Bevel Pinion (BS)	1
AD.	600 Pin for Hinged Miller Tines (GP-GQ-FS-FV-KP-KU-KV-JS)	16	10304	Bronze Washer to left of Crown Wheel (ES)	1
S.	846 Stud fixing Miller Gearbox Cover (ES)	3	10306	Miller Shaft (DR)	1
GY.	3090 Pin for Miller Springs (EQ)	16	10312 A	Miller Sleeve for Light Springs (HS)	2
F.	3535 Split Pin to Mud Sraper (BQ)	2	10313	Felt Washer inside Miller Sleeves (CQ-CT)	2
	4511 A Peg for Miller Bushes (DT)	2	10314	Paper Joint for Miller Gearbox Cover (FS)	1
	5019 A Depth. Shoe (DV)	1	10315 A	Depth Regulating Bar (BT)	1
	5246 Twist Pin for Locking Depth Bar (ET)	1	10393	Steel Thrust Washer to Bevel Pinion, rear (CS)	1
	5270 Nut fixing Depth Shoe (CU)	2	10394	Bronze Thrust Washer to Bevel Pinion, front (CS)	1
	5271 Bolt fixing Depth Shoe (CV)	2	10395	Bronze Washer to right of Crown Wheel (DS)	1
R.	6016 Rivet to Mud Scraper (BR-AP)	4	10396	Miller Sleeve Extension for Light Springs (JP-HV)	2
F.	6030 Split Pin fixing Hinged Miller Tine Pin (FO-FV-KO-KS-KU)	32	10982	Flange to Miller Casing, alone (CS)	1
GS.	6050 Pin fixing Miller Dog (AR)	1	10983	Miller Gear Casing, alone (CS)	1
C.	6430 Key for Miller Dog (AS)	1	10984	Tube for Miller Casing, alone (BS)	1
	7163 Pin Hinging Depth Regulating Bar (AV)	1	10986	U Bolt fixing Miller Cover Hinge and Mud Scraper (BU)	1
C.	8645 Key for Crown Wheel (ES)	2	10988	Bracket for Mud Scraper (AQ)	1
	10045 Miller Dog (AS)	1	12207 D	Bush to Miller Shaft, R.H.S. (CR)	1
	10057 Bush to Bevel Pinion (BS-CS)	2	12207 G	Bush to Miller Shaft, L.H.S. (DT)	1
GS.	10060 Pin fixing Miller Sleeves on Miller Shaft and Miller Extensions (CP)	8	12218	Leather Washer to Miller Sleeve (CR-CT)	2
			910984	Miller Casing Assembly, without Gears, Bushes and Cover (AT)	1
			910988	Complete Mud Scraper Assembly (BP)	1



# Plate N° 7

The present Plate No. 7 relates to Miller Equipments which can be supplied respectively as complement or as further alternatives to the two alternatives shown on Plates 5 and 6.

For suitable Miller Cover, Upper Rear Shield and Dust Board, see Plate No 5.

## PLAIN LIGHT MILLER HOOK TINES EQUIPMENT (Upper L.H. Corner of Plate)

The Equipment listed below can be supplied in lieu of the Plain Heavy Equipement shown on Plate No. 5 or in lieu of the Hinged Light Equipment shown on Plate No. 6.

GY.	3090	Pin for Miller Springs . . . . .	12
	4922	Miller Spring for Plain Light Tines . . . . .	12
	4923	Miller Tine, Plain Light, Hook Central . . . . .	10
	4923 C	Miller Tine, Plain Light, Hook, Right . . . . .	1
	4923 D	Miller Tine, Plain Light, Hook, Left . . . . .	1
GS.	10060	Pin fixing Miller Sleeves . . . . .	4
	10312 A	Miller Sleeve for Light Springs . . . . .	2
	10313	Felt Washer inside Miller Sleeves . . . . .	2
	12218	Leather Washer to Miller Sleeves . . . . .	2

## PLAIN HEAVY MILLER HOOK TINES EXTENSION EQUIPMENT (Lower L. H. Corner of Plate)

The Equipment listed below complements that shown on Plate No. 5 for increasing the working width from 20 in. to 28 in.

	634	Miller Spring for Plain Heavy Tines . . . . .	4
	635	Miller Tine, Plain Heavy, Hook, Central . . . . .	4
GS.	10060	Pin fixing Miller Sleeves and Extensions . . . . .	4
	10323	Extension to Miller Sleeves for Heavy Springs . . . . .	2

## HINGED HEAVY MILLER HOOK TINES EQUIPMENT (Middle R. H. Side of Plate)

The Equipment listed below enables a working width of 20 in. and can be supplied in lieu of those already described.

AD.	600	Pin for Hinged Miller Tines . . . . .	8
RD.	600	Miller Spring for Hinged Heavy, Tines . . . . .	8
CD.	600	Miller Tine, Hinged Heavy, Hook, Central . . . . .	6
CD.	601	Miller Tine, Hinged Heavy, Hook, Left . . . . .	1
CD.	602	Miller Tine, Hinged Heavy, Hook, Right . . . . .	1
BD.	601	Lug for Hinged Heavy Miller Tines, L.H.S. . . . .	8
BD.	602	Lug for Hinged Heavy Miller Tines, R.H.S. . . . .	8
F.	6030	Split Pin to Pins for hinging Tines . . . . .	16
GS.	10060	Pin fixing Miller Sleeves . . . . .	4
	10307	Miller Sleeve for Heavy Springs . . . . .	2
	10313	Felt Washer inside Miller Sleeves . . . . .	2
	12218	Leather Washer to Miller Sleeves . . . . .	2

## HINGED HEAVY MILLER HOOK TINES EXTENSION EQUIPMENT

(Upper and Lower R. H. Corners of Plate)

The Equipment listed below complements that listed above, increasing the working width from 20 in. to 28 in.

AD.	600	Pin for Hinged Miller Tines . . . . .	4
RD.	600	Miller Spring for Hinged Heavy Tines . . . . .	4
CD.	600	Miller Tine, Hinged Heavy, Hook, Central . . . . .	4
BD.	601	Lug for Hinged Heavy Miller Tines, L.H.S. . . . .	4
BD.	602	Lug for Hinged Heavy Miller Tines, R.H.S. . . . .	4
F.	6030	Split Pin to Pins for hinging Tines . . . . .	8
GS.	10060	Pin fixing Miller Sleeves . . . . .	4
	10323	Extension to Miller Sleeves for Heavy Springs . . . . .	2

### CONSEILS IMPORTANTS

**SOUVENEZ-VOUS :** que vous ne devez en aucun cas utiliser pour le mélange au carburant une huile autre qu'une de celles préconisées par nous.

**SOUVENEZ-VOUS :** que du bon entretien du filtre à air de votre moteur dépend la durée de votre machine.

**SOUVENEZ-VOUS :** qu'il est nécessaire de mettre de l'huile spéciale dans la boîte des vitesses et de vérifier souvent son niveau avec la jauge prévue pour cela.

**SOUVENEZ-VOUS :** que les crochets du centre de la fraise doivent être du type incliné à gauche ou à droite de façon à faciliter la pénétration de la fraise dans le sol.

### TIPS TO USERS

**REMEMBER** that only those brands of Lubricating Oil should be used which are specified in the Instruction Manual and that the proportions specified should be observed.

**REMEMBER** that the life of the engine depends on the correct upkeep of the Air Cleaner.

**REMEMBER** that the Oil Level in the Gearbox requires to be checked periodically.

**REMEMBER** that on each, Left and Right Miller Tines, is to be fitted next to the Miller Gearbox to obtain proper depth of cultivation and no centre ridge.

### WICHTIGE RATSCHLÄGE

**DENKEN SIE DARAN,** dass Sie zur Brennstoffmischung nie ein anderes Öl verwenden sollen, als eines der von uns hierzu empfohlenen Motoren-Öle.

**DENKEN SIE DARAN,** dass die Lebensdauer Ihres Motors vom guten Unterhalt des Luftfilters abhängt.

**DENKEN SIE DARAN,** dass das Ölbad im Getriebegehäuse oft mittels des Ölstandmessers zu kontrollieren ist, und dass zum Nachfüllen ein Spezial-Getriebeöl erster Qualität verwendet werden soll.

**DENKEN SIE DARAN,** dass die mittleren Haken des Fräshaspels nach einwärts, d. h. dem Fräsgehäuse zu, gebogen sein müssen, um so das Eindringen der Fräse in den Boden zu erleichtern.

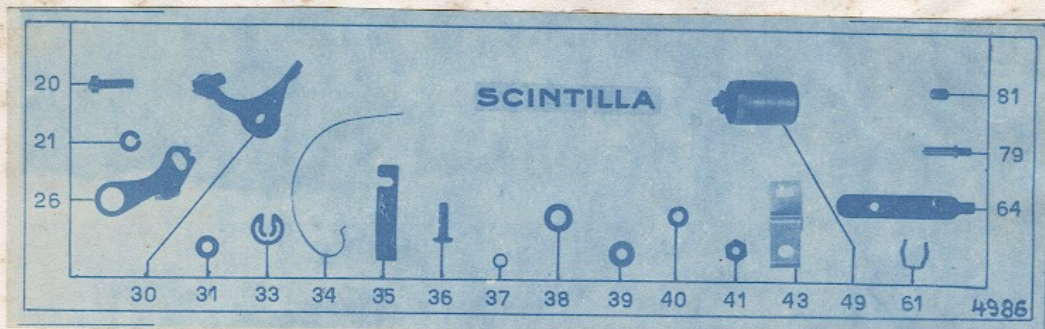
## WEIGHT IN ENGLISH SYSTEM

The unit weight of each Spare or Assembly is given "grammes" on the Spare Parts List besides the text in French language. The corresponding weight in the English system can be obtained by applying one or the other of the following formulas :

Weight in ounces (avoirdupois) = Weight in "grammes" multiplied by 3.257 and divided by 100.

Weight in pounds (avoirdupois) = Weight in "grammes" multiplied by 2.2046 and divided by 1.000.

Liste des pièces détachées pour  
MAGNETO- SCINTILLA type N A F 1



Pos.	Désignation	No de cde.
20	Vis de fixation pour couvercle de palier	M3,5x12N5212 A
21	Rondelle-ressort	3,5N5607
26	Porte-contact	59718 111
30	Levier	400487 A
31	Rondelle sous levier	42208 11
33	Rondelle de sûreté	6780/1
34	Ressort	59763 11
35	Ressort de renfort	59764 11
36	Vis	42376 11
37	Douille isolante	3,5/5x4N8004
38	Rondelle isolante	41045 11
39	Rondelle	3,5N5506 K
40	Rondelle-ressort	3,5N5607
41	Ecrou	M3,5VSM12699 K
43	Porte-feutre	59738 11
49	Condensateur	402173 A
61	Oeillet de câble	47421/1
64	Jauge	400646/1
79	Vis pour limiteur de vitesse	501267/1
81	Vis pour couvercle	M4x6N5208

PRINTED IN SWITZERLAND

Imprimerie du Journal de Carouge S. A.