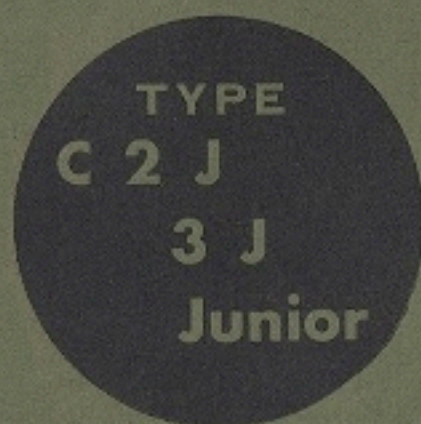


SIMAR

GENÈVE - SUISSE

C 2J
3J
Junior

1930



ROTOTILLER

CATALOGUE DES PIÈCES DE RECHANGE
SPARE PARTS LIST
ERSATZTEILLISTE

Index des éléments de la machine

	Planche		Planche
Bolte des vitesses	2	Magnéto	2
Capot du moteur	5	Moteur	1
Carburateur	1	Moyeux de fraise	4
Filtre à air	3	Réservoir	3
Fraise	4	Roues motrices	5
Guidon	3	Toit de fraise	5

Index to Machine Elements

	Plate		Plate
Air Filter	3	Guiding Arm	3
Bonnet	5	Magneto	2
Carburettor	1	Miller	4
Controls	3	Miller Cover	5
Driving Wheels	1	Rotary Miller	4
Engine Rotor	1	Steering	3
Engine Stator	1	Tank	3
Exhaust	1	Tines	4
Fan	1	Wheels	5
Gearbox	2	Tips	Back Page

Index der Maschinen Elemente

	Tafel		Tafel
Brennstoffbehälter	3	Magnet	2
Fräsdach	5	Motorhaube	5
Frässhwanz	4	Motor	1
Getriebekasten	2	Räder	5
Lenkung	3	Vergaser	1
Luftfilter	3	Werkzeughalter	4

Instructions pour l'emploi du catalogue

Les pièces sont placées dans l'ordre où elles s'assemblent les unes avec les autres.

Pour commander: Indiquer le N° matricule du motoculteur figurant sur la plaque avant du moteur; puis le numéro, la désignation et le nombre de pièces requises ainsi que l'adresse complète pour l'expédition.

Pour commander un groupe de pièces monté en usine, utiliser les numéros « Ass » numéros figurant en fin de chaque liste.

Pour les pièces de magnéto voir listes spéciales annexées.

Pour les soins à donner au motoculteur, voir la notice d'instruction séparée ainsi que les conseils express figurant en fin du présent fascicule.

How to Use the Spare Parts List and How to Order Spare Parts

The Plates illustrate the Parts in the order and respective position in which they fit together.

When ordering always quote: Type and Serial Number of the machine as appearing stamped on the Name Plate — Reference Number and Description of the Part as appearing on the present List — Address to which despatch is to be effected.

Certain Group of Parts which are frequently required to be supplied already assembled at the Works are listed with the prefix "Ass". Other groups of Parts not listed can be supplied if mention is made in the order of each Component Part required followed by the word "Assembled".

For Magneto Spare Parts see separate Lists.

For Maintenance and Upkeep, see Instruction Manual and refer also to "Tips" appearing on the last page of the present List.

Anleitung zum Gebrauch des Kataloges

Die Teile sind so angeordnet, wie sie miteinander montiert werden.

Bei Bestellungen ist anzugeben: Die Nummer der Bodenfräse, die sich auf dem Schild vorn am Motor befindet, sowie die Nummer, die Bezeichnung und die Anzahl der gewünschten Teile. Vollständige Adresse des Bestellers nicht vergessen.

Um montierte Gruppen von Teilen zu bestellen, bediene man sich der Nummern „Ass“, die sich am Ende jeder Liste befinden.

Für Magnet-Ersatzteile, siehe beigelegte Spezial-Listen.

Für den Unterhalt der Bodenfräse beachte man die besondere Betriebsanleitung und die am Ende dieses Kataloges angeführten „wichtigen Ratschläge“.

A B C D E F G H J K L

P

Q

R

S

T

U

V

P

Q

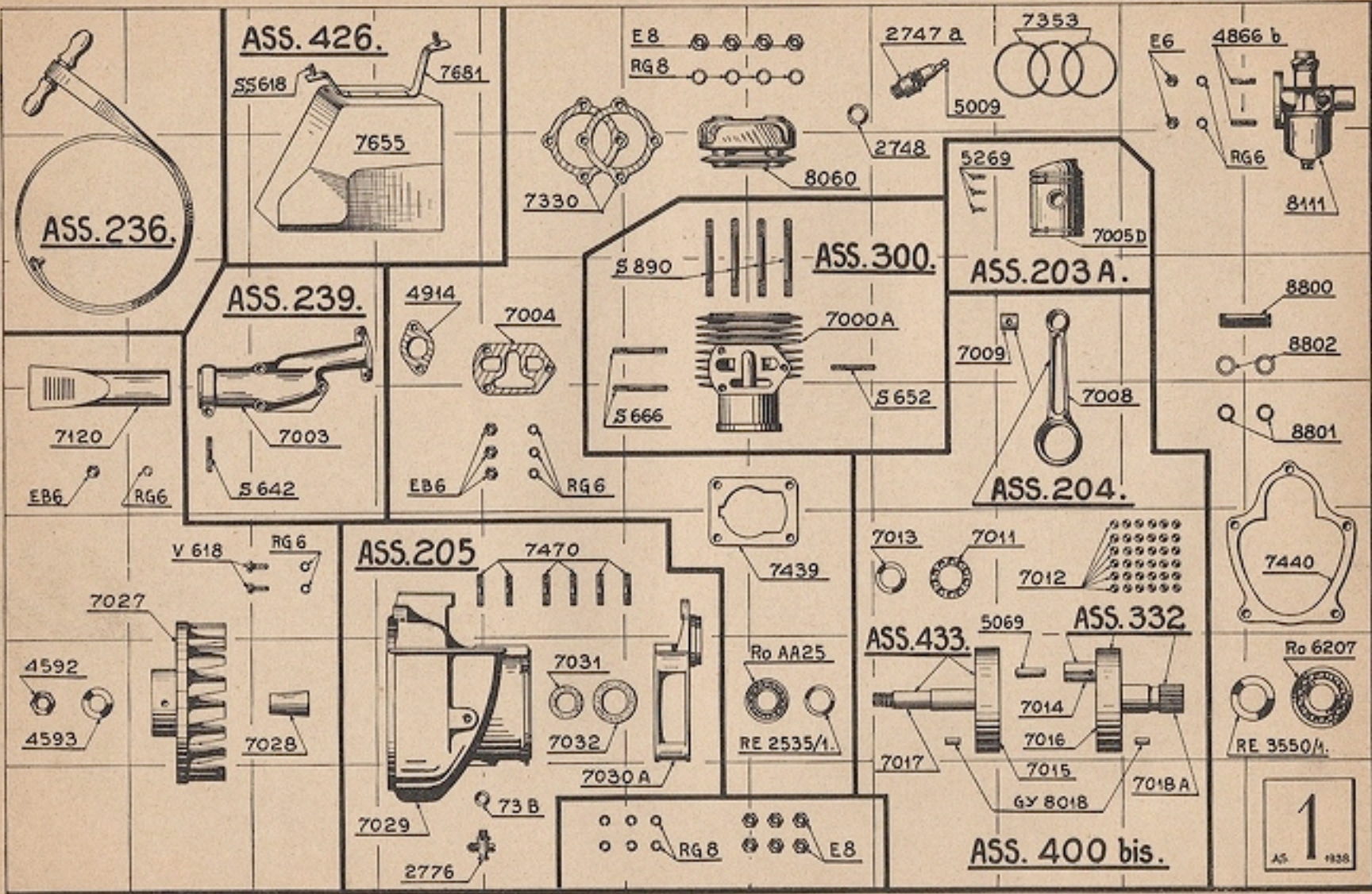
R

S

T

U

V



A B C D E F G H J K L

Plate No. 1

Part Ref. No.	Description of Part and Location on Plate	Quantity per mc.	Part Ref. No.	Description of Part and Location on Plate	Quantity per mc.
E.	6 Nut for Carburettor Flange (KP)	2	7016	Flywheel, Rear (JU)	1
E.B.	6 Bronze Nut for Manifold (AS-DS)	4	7017	Front Crankshaft (IV)	1
R.G.	6 Spring Washer (KLQ-NS-ES-CT)	8	7018A.	Pinion Rear Crankshaft (KV)	1
E.	8 Nut for Cylinder & Crankcase Studs (FP-GV)	10	7027	Fan (ABT)	1
R.G.	8 Spring Washer for Cylinder & Crankcase Studs (FP-FV)	10	7028	Bush inside Fan (CV)	1
Ro.A.A.25	Ballrace for Front Crankshaft (GV)	1	7029	Crankcase, Front (DV)	1
73B	Fibre Washer for Drain Cock (EV)	1	7030A.	Crankcase, Rear (EPV)	1
S.S.	618 Welded Stud fixing Engine Cover Plate (BCP)	2	7031	Felt Washer for Front Crankcase (KU)	1
V.	618 Spigot for Cowling (BT)	2	7032	Felt Washer for Rear Crankcase (EU)	1
S.	642 Stud fixing Exhaust Pipe on Manifold (CS)	1	7120	Fishtail Exhaust Pipe (AS)	1
S.	652 Stud fixing Manifold, short (HS)	1	7330	Gasket to Cylinder Head (EQ)	2
S.	666 Stud fixing Manifold, long (FS)	2	7353	Piston Ring (JP)	3
S.	890 Stud fixing Cylinder Head (FR)	4	7439	Paper Joint for Cylinder Base (GT)	1
R.E.	2535 /1 Distance Washer for Front Crankshaft (GU)	1	7440	Paper Joint for Engine to Gearbox (LT)	1
2747A	Sparking Plug (HP)	1	7470	Stud for Cylinder Base & fixing accessories (RT)	6
2748	C.A. Washer for Sparking Plug (HQ)	1	7655	Cowling (DQ)	1
2776	Drain Cock to Crankcase (DV)	1	7681	Support on Cowling for Engine Cover Plate (DP)	1
R.E.	3550 /1 Distance Washer for Rear Crankshaft (LV)	1	G.Y.	8018 Straight Pin for Rear Crankshaft (JV)	2
4592	Nut fixing Fan (AU)	1	8060	Cylinder Head (GQ)	1
4593	Washer for Fan (AU)	1	8111	Carburettor complete (LQ)	1
4866B	Stud for Carburettor Flange (KLP)	2	8800	Gudgeon Pin (LR)	1
4914	Gasket between Carburettor and Manifold (DR)	1	8801	Spring Clip retaining Gudgeon Pin (LS)	2
5009	Nipple on Sparking Plug (HP)	1	8802	Washer retaining Gudgeon Pin (LR)	2
5069	Wedge for Crankpin (JT)	1	Ass.	203A. Piston with Pegs only (JR)	1
5269	Peg for Piston Rings (UQ)	3	Ass.	204 Connecting Rod with Small End Bush (JS)	1
Ro.	6207 Ballrace for Rear Crankshaft (LU)	1	Ass.	205 Crankcase Assembly with Felts, Studs & Drain Cock (DT)	1
7000A	Cylinder (GR)	1	Ass.	236 Starting Belt, complete (ABQ)	1
7003	Inlet and Exhaust Manifold (CS)	1	Ass.	239 Manifold with Stud (CR)	1
7004	Gasket to Manifold (ER)	1	Ass.	300 Cylinder complete with Studs (GNQN)	1
7005D	Piston without Pegs (JQ)	1	Ass.	332 Rear Crankshaft assembled (JKT)	1
7008	Connecting Rod without Small End Bush (JS)	1	Ass.	400bis Crankshaft Assembly with Con. Rod (JV)	1
7009	Bush in Small End (HR)	1	Ass.	426 Cowling assembled with Support to Engine Cover Plate (CP)	1
7011	Cage for Big End Rollers (UR)	1	Ass.	433 Front Crankshaft assembled (IV)	1
7012	Roller for Big End (JT)	36			
7013	Roller Race on Crankpin (UR)	1			
7014	Crankpin (JU)	1			
7015	Flywheel, Front (JV)	1			

A B C D E F G H J K L

P

ASS. 211.

G 5026

7110 A

7352

2994

7357

7331

7258

7177

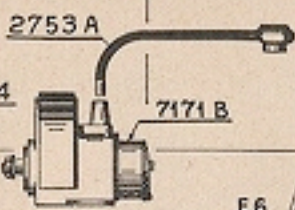
7116

8734

7115 A

RPS

F 3020



RG 6

V 650

E 6

GF 7052

G 7140

Q

R

S

T

U

V

Ro 6303

7334

7337

ASS. 210.

E 8

RGB

S 834

E 8

RGB

S 878

7359

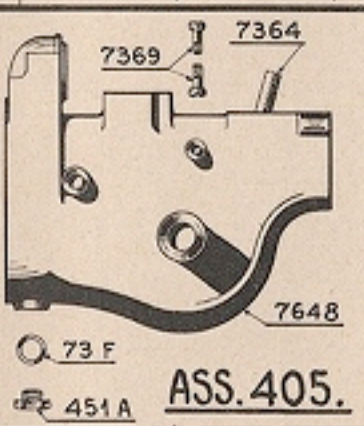
E 8

7332

E 8

RGB

RGB

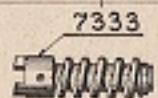


73 F

451 A

ASS. 405.

7657



BJ 25



7346

7636

7345

S 838

E 8

RGB

7362

7363

ASS. 366.

2

R 7023

7328 AJ

7327 J

ASS. 401.

C 6435

GF 7052

7612

C 6435

7637 G

C 6435

GF 7052

C 6435

7637 D

A B C D E F G H J K L

P

Q

R

S

T

U

V

Plate No. 2

Part Ref. No.	Description of Part and Location on Plate	Quantity per mc.	Part Ref. No.	Description of Part and Location on Plate	Quantity per mc.
E.	6 Nut for Magneto (GQ)	4	7258	Stud to Clutch Spring (CR)	1
R.G.	6 Spring Washer (FQ-HP)	4	7327J	Hub to Worm Wheel (CU)	1
R.P.	6 Washer for Magneto Studs (GR)	2	7328AJ	Worm Wheel (BV)	1
E.	8 Nut for Gearbox Studs (CT-DR-DS-ET-JT)	10	7331	Fork for Clutch (CQ)	1
R.G.	8 Spring Washer for Gearbox Studs (CDT-DR-DS-DT-JT)	10	7332	Collar for Clutch (BT)	1
R.P.	8 Washer to Stud holding Clutch Spring (DEQ)	1	7333	Worm (JKR)	1
B.J.	25 Thrust Race for Worm Shaft (KR)	1	7334	Reduction Gear (BR)	1
	73F Fibre Washer for Gearbox Plugs (FR)	1	7337	Bush for Reduction Gear (CS)	1
W.	310 Woodruff Key on Magneto spindle	1	7345	Worm Shaft (KS)	1
	451A Drain Plug to Gearbox (FU)	1	7346	Coupling to Miller on Worm Shaft (LR)	1
S.	628 Stud fixing Magneto (ER)	2	7352	Spindle to Clutch (NQ)	1
V.	650 Bolt for Magneto Flange (JP)	2	7357	Screw for Clutch Lever (CQ)	1
S.	834 Stud fixing Engine to Gearbox, short (EK)	1	7359	Stud fixing Engine to Gearbox (DT)	2
S.	838 Stud fixing Miller to Gearbox (HT)	3	7362	Cap to Dip Stick (KT)	1
S.	878 Stud fixing Engine to Gearbox, long (ES)	2	7363	Felt Washer for Dip Stick (LT)	1
	2753A High Tension Lead (FP)	1	7364	Guide for Dip Stick (GR)	1
	2994 Locking Plate for Clutch Fork (CP)	1	7369	Peg fixing Bonnet (FR)	2
F.	3020 Split Pin to Stud holding Clutch Spring (ER)	1	7612	Main Axle (GU)	1
G.	5026 Taper Pin for Clutch Lever (ABQ)	1	7636	Bush to Gearbox (HS)	1
Ro.	6204 Ballrace on rear of Wormshaft (LN)	1	7637D	Bush on Main Axle, R.H.S. (JV)	1
Ro.	6303 Ballrace on front of Wormshaft (AS)	1	7637G	Bush on Main Axle, L.H.S. (DV)	1
C.	6435 Key on Main Axle (EU-EV-HU-HV)	4	7648	Gearbox Casing (GT)	1
R.	7023 Rivet fixing Worm Wheel on its Hub (AU)	4	7657	Peg fixing Gearbox Bush (HR)	1
G.F.	7052 Split Taper Pin for Worm (FU-GV-JQ)	3	8733	Wire for Dip Stick (LU)	1
	7110A Lever for Clutch (ABQ)	1	8734	Oil-thrower on Magneto Spindle (EP)	1
	7115A Spring for Clutch (DEQ)	1	Ass. 210	Reduction Gear Assembly with Bush (CT)	1
	7116 Pinion on Magneto Spindle (EP)	1	Ass. 211	Clutch Lever Spindle Assembly (ABP)	1
G.	7140 Taper Pin fixing Miller Coupling on Worm Shaft (KLQ)	1	Ass. 366	Dip Stick Assembly (RLU)	1
	7171B Magneto (GP)	1	Ass. 401	Worm Wheel & Hub Assembly (BV)	1
	7177 Oil-retaining Leather Washer for Magneto (DP)	1	Ass. 405	Gearbox Assembly without Gears (GU)	1

A B C D E F G H J K L

P

Q

R

S

T

U

V

P

Q

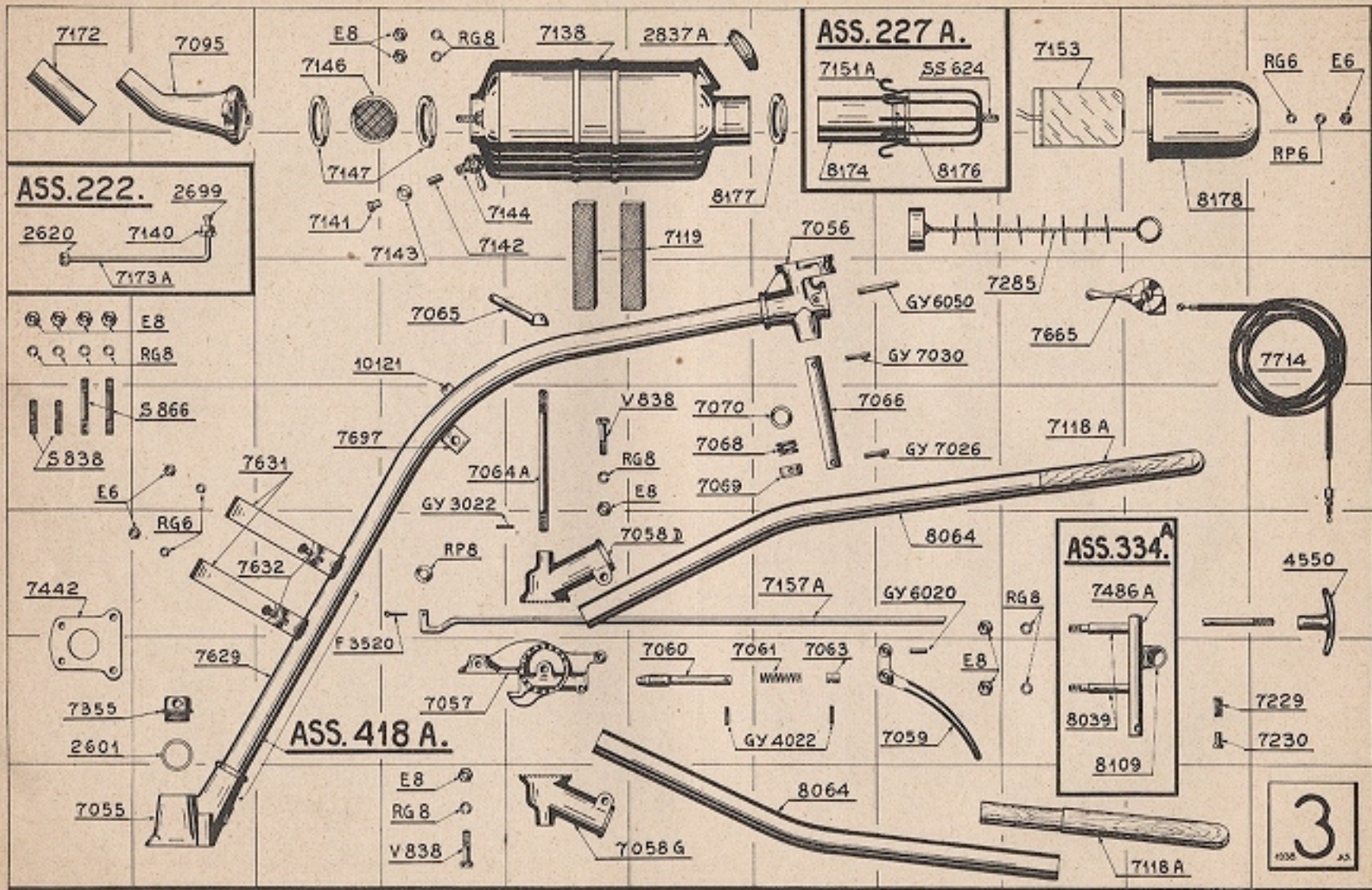
R

S

T

U

V



A B C D E F G H J K L

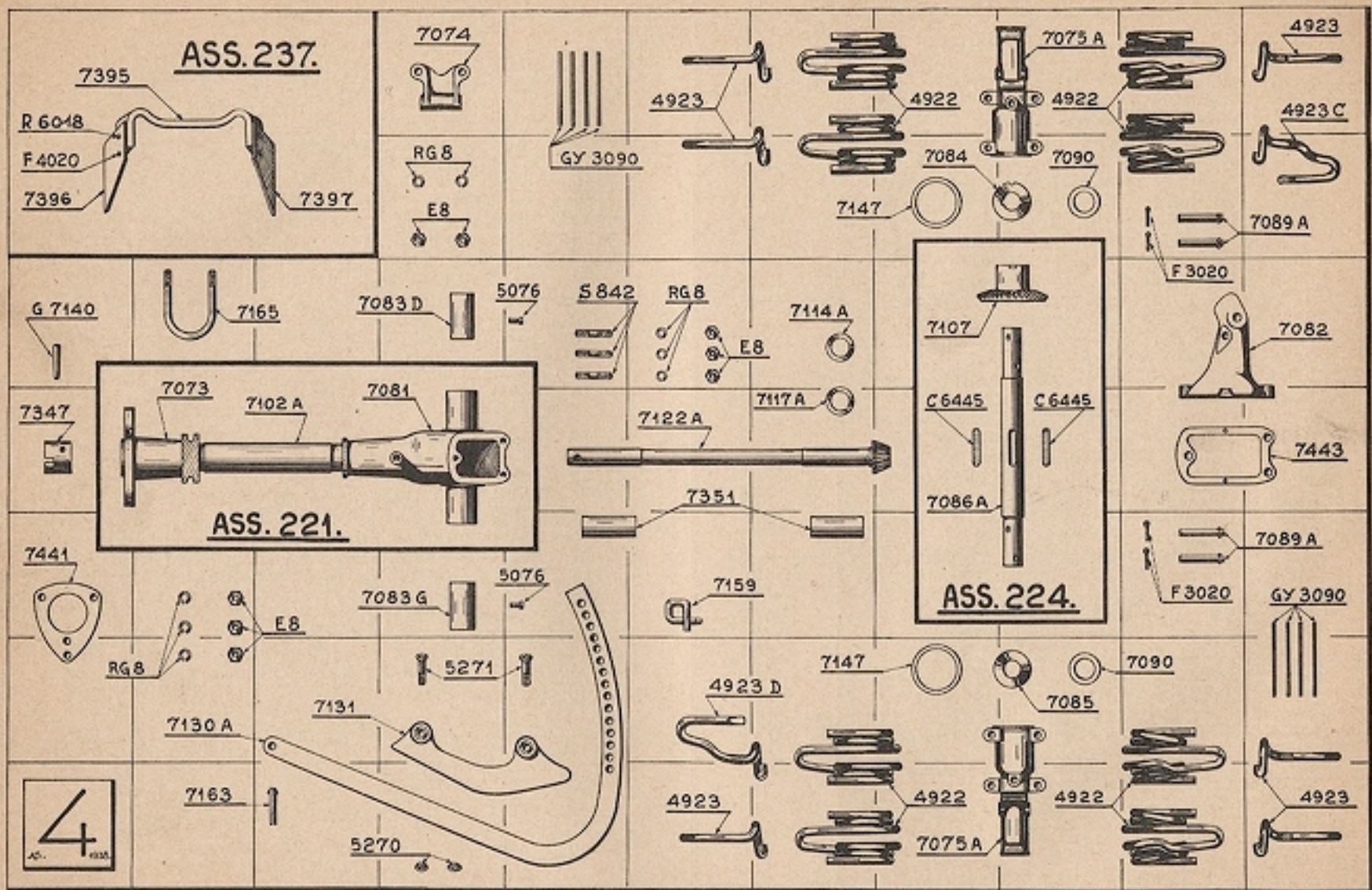
Plate No. 3

Part Ref. No.	Description of Part and Location on Plate	Quantity per mc.	Part Ref. No.	Description of Part and Location on Plate	Quantity per mc.
E. 6	Nut for Air Cleaner & Fuel Tank (LP-AS)	3	7119	Packing underneath Fuel Tank (FQ)	2
R.G. 6	Spring Washer for Air Cleaner (LP-BT)	3	7138	Fuel Tank with Fuel Tap (EP)	1
R.P. 6	Washer for Air Cleaner (LQ)	1	7140	Union on Fuel Pipe, Tank end (BQ)	1
E. 8	Nut for Steering (CP-BR-FS-HU-DV)	10	7141	Body to Fuel Filter (CQ)	1
R.G. 8	Spring Washer for Steering (DP-BR-FS-JT-DV)	10	7142	Gauge to Fuel Filter (DQ)	1
R.P. 8	Washer for Control Rod (DT)	1	7143	Copper Joint for Fuel Filter (DQ)	1
S.S. 624	Welded Stud on Air Cleaner Cage (HP)	1	7144	Fuel Tap (DQ)	1
S. 838	Stud for Steering Base, short (AS)	2	7146	Sieve to Air Cleaner (CP)	1
V. 838	Bolt for Steering Arms (FS-DV)	2	7147	Leather Washer to Air Cleaner (CQ)	2
S. 866	Stud for Steering Base, long (BS)	2	7151A	Welded Wire to Air Cleaner Cage (GP)	8
2601	Fibre Washer to Oil Filling Plug (AU)	1	7153	Canvas Bag to Air Cleaner (JP)	1
2620	Union on Fuel Pipe, Carburettor end (AQ)	1	7157A	Control Rod to Clutch (GR)	1
2699	Nipple on Fuel Pipe (BQ)	2	7172	Rubber Connector to Air Cleaner (AP)	1
2837A	Cap to Fuel Tank (FP)	1	7173A	Fuel Pipe, alone (ABR)	1
G.Y. 3022	Straight Pin for Steering Swivel Stud (DS)	1	7229	Spring inside Control Support (LU)	1
F. 3520	Split Pin for Control Rod (CDU)	1	7230	Pin on Control Support (LV)	1
G.Y. 4022	Straight Pin for Steering Release (GU)	2	7285	Hook for Wood Shaving (JR)	1
4550	Handle to Clutch Control (LR)	1	7355	Plug for Oil Filling (AU)	1
G.Y. 6020	Straight Pin for Steering Release (HT)	1	7442	Paper Joint to Steering Base & Gearbox (AT)	1
G.Y. 6050	Pin fixing Head to Steering Column (HR)	1	7486A	Welded Cross Bar to Control Support (JT)	1
G.Y. 7026	Straight Pin for Steering Swivel, lower end (HS)	1	7629	Steering Column (BU)	1
G.Y. 7030	Straight Pin for Steering Swivel, upper end (HR)	1	7631	Fixing Band for Fuel Tank (CS)	2
7055	Steering Base (AV)	1	7632	Welded Stud fixing Fuel Tank Bands (CR)	2
7056	Head to Steering Column (GQ)	1	7665	Bowden Lever (JU)	1
7057	Serrated Swivel (DU)	1	7697	Welded Lug for fixing Accessories to Steering Column (CS)	1
7058D	Socket to Steering Arm, R.H.S. (FR)	1	7714	Bowden Cable, complete (LN)	1
7058G	Socket to Steering Arm, L.H.S. (FV)	1	8039	Welded Stud to Control Support (JU)	2
7059	Hand Lever for Steering Release (HU)	1	8064	Steering Arm (HT-GV)	2
7060	Plunger to Steering Release (FV)	1	8109	Welded Center Part to Control Support (JKV)	1
7061	Spring to Release Plunger (FQV)	1	8174	Welded Tube to Air Cleaner Cage (GQ)	1
7063	Collar to Release Plunger (GU)	1	8176	Welded Ring to Air Cleaner Cage (HQ)	2
7064A	Stud for Steering Arms Sockets (DES)	1	8177	Felt Ring to Air Cleaner (FQ)	1
7065	Locking Handle for Steering Arms Sockets (DR)	1	8178	Bell Cover to Air Cleaner (KQ)	1
7066	Pin to Steering Swivel (GHS)	1	10121	Welded Eyelet on Steering Column (CDR)	1
7068	Spring to Steering Swivel (FS)	1	Ass. 222	Fuel Pipe Assembly (AQ)	1
7069	Collar to Steering Swivel (FS)	1	Ass. 227A	Air Cleaner Cage Assembly, without Bag & Bell Cover (GHP)	1
7070	Washer to Steering Swivel (FS)	1	Ass. 334A	Control Support Assembly, welded parts only (JKR)	1
7095	Air Pipe from Air Cleaner (BP)	1	Ass. 418A	Steering Column Assembly (CDU)	1
7118A	Wooden Handle (JS-KV)	2			

A B C D E F G H J K L

P
Q
R
S
T
U
V

P
Q
R
S
T
U
V



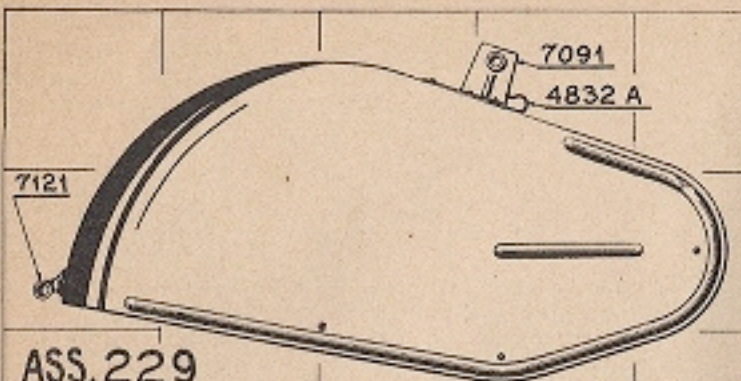
A B C D E F G H J K L

Plate No. 4


Part Ref. No.	Description of Part and Location on Plate	Quantity per mc.	Part Ref. No.	Description of Part and Location on Plate	Quantity per mc.
E.	8 Nut for Bracket, Flange & Miller Gearbox Cover (DQ-FGR-CT)	8	7089A	Pin fixing Miller Sleeves (LQ-LT)	4
R.G.	8 Spring Washer for Bracket, Flange & Miller Gearbox Cover (DQ-FR-ABU)	8	7090	Felt Washer inside Miller Sleeves (JQ-KU)	2
S.	842 Stud for Miller Gearbox Cover (ER)	3	7102A	Tube for Miller Casing, alone (cs)	1
F.	3020 Split Pin for Sleeve Pins (KR-KT)	4	7107	Crown Wheel (HR)	1
G.Y.	3090 Straight Pin for Miller Spring (EQ-LT)	8	7114A	Thrust Washer to Bevel Pinion, rear (GR)	1
F.	4020 Split Pin for Mud Scraper (AP)	2	7117A	Thrust Washer to Bevel Pinion, front (GS)	1
	4922 Miller Spring (HP-JP-HV-JV)	8	7122A	Bevel Pinion (FS)	1
	4923 Miller Tine, central (same as 4923A) (EP-LP-FV-LV)	6	7130A	Depth Regulating Bar (BU)	1
	4923C Miller Tine, left (same as 4923Q) (LP)	1	7131	Depth Shoe (CU)	1
	4923D Miller Tine, right (same as 4923R) (PU)	1	G. 7140	Taper Pin fixing Miller Dog (AR)	1
	5076 Peg for Miller Shaft Bushes (ER-ET)	2	7147	Leather Washer to Miller Sleeves (GQ-GU)	2
	5270 Nut for Depth Shoe (CDV)	2	7159	Regulating Pin to Depth Bar (FR)	1
	5271 Bolt for Depth Shoe (DU)	2	7163	Pin for hinging Depth Bar (BV)	1
R.	6018 Rivet for Mud Scraper (AQ)	2	7165	U Bolt fixing Mud Scraper & Miller Cover Hinge (BR)	1
C.	6445 Key to Miller Shaft (HS-JS)	2	7347	Coupling to Miller on Bevel Pinion (AS)	1
	7073 Flange to Miller Casing, alone (BS)	1	7351	Bush to Bevel Pinion (FS)	2
	7074 Hinge to Miller Cover (DP)	1	7395	Bracket to Mud Scraper, (AP)	1
	7075A Miller Sleeve (JP-HV)	2	7396	Blade to Mud Scraper, L.H.S. (AQ)	1
	7081 Miller Gear Box, alone (DS)	1	7397	Blade to Mud Scraper, R.H.S. (CQ)	1
	7082 Cover to Miller Gear Box (LR)	1	7441	Paper Joint to Miller Flange (AT)	1
	7083D Bush to Miller Shaft, R.H.S. (DR)	1	7443	Paper Joint for Miller Gearbox Cover (LS)	1
	7083G Bush to Miller Shaft, L.H.S. (DT)	1	Ass. 221	Miller Casing Assembly without Gears & Bushes (BCT)	1
	7084 Bronze Washer to right of Crown Wheel (HQ)	1	Ass. 224	Miller Shaft Assembly with Crown Wheel & Keys (HJT)	1
	7085 Bronze Washer to left of Crown Wheel (JU)	1	Ass. 237	Complete Mud Scraper Assembly (BCP)	1
	7086A Miller Shaft (HS)	1			

A B C D E F G H J K L

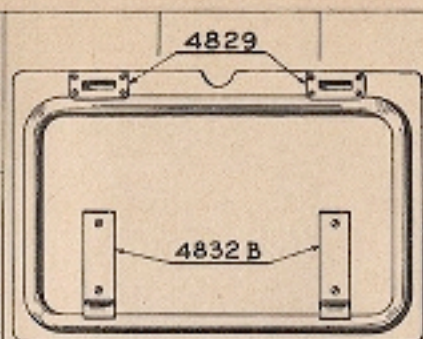
P



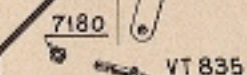
ASS. 229




F 3025



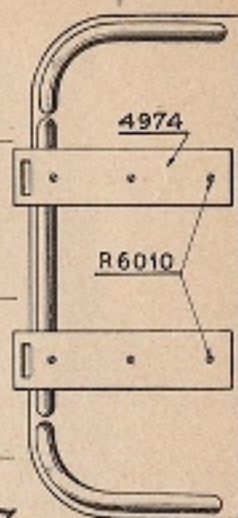
ASS. 230.



F 2020




7129 A



ASS. 367.

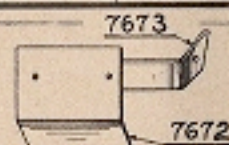
S



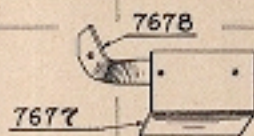
ASS. 443.

7719

7720



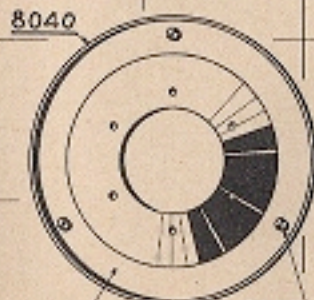
ASS. 431.



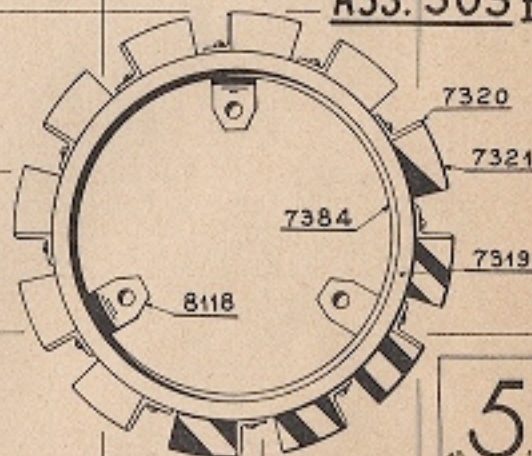
ASS. 432.



ASS. 321^G_D.



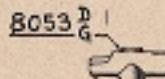
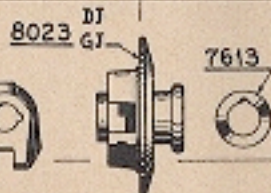
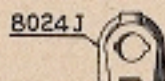
ASS. 303^G_D.



U

E 10

RG 10



R 6018

V

8042

GY 2016

8034

8054

A B C D E F G H J K L

5

Plate No. 5

Part Ref. No.	Description of Part and Location on Plate	Quantity per mc.	Part Ref. No.	Description of Part and Location on Plate	Quantity per mc.
E. 10	Nut for Hubs (bv)	2	7672	Baffle Plate to Fan sump, L.H.S. (fs)	1
R.G. 10	Spring Washer for Hubs (bv)	2	7673	Support to L.H.S. Baffle Plate (gs)	1
V.T. 835	Bolt with Pin hole for hinging Regulating Bar (jn)	1	7677	Baffle Plate to Fan sump, R.H.S. (rs)	1
G.Y. 2016	Pin to Hub Locks (av)	2	7678	Support to R.H.S. Baffle Plate (es)	1
F. 2020	Split Pin to Regulating Bar (ns)	1	7719	Bonnet (at)	2
F. 3025	Split Pin to Miller Cover Hinge Bar (ca)	1	7720	Support to Bonnet (cu)	2
4829	Slotted Plate on Upper Rear Shield (op)	2	8023DJ	Hub to R.H.S. Wheel (du)	1
4832A	Hook on Miller Cover for Upper Rear Shield (dp)	2	8023GJ	Hub to L.H.S. Wheel (dv)	1
4832B	Hook on Upper Rear Shield for Dust Board (cq)	2	8024J	Driver (cu)	2
4974	Slotted Plate on Dust Board (lp)	2	8034	Spindle to Hub Locks (bv)	2
R. 6010	Rivet to Dust Board (lq)	6	8040	Disc for Wheels (ft)	2
R. 6018	Rivet fixing Wheel Discs to Hubs (ev)	12	8042	Spring to Hub Locks (av)	2
7091	Bracket for Regulating Bar on Miller Cover (dp)	1	8053D	Catch for R.H.S. Hub Lock (cv)	1
7121	Hinge Bracket for Miller Cover (aq)	1	8053G	Catch for L.H.S. Hub Lock (cv)	1
7129A	Regulating Bar on Miller Cover (jn)	1	8054	Stop Washer to Hub Locks (bv)	2
7160	Locking Pin for Regulating Bar (jp)	1	8055	Rim to Wheel Discs (fv)	2
7166	Hinge Bar for Miller Cover (ar)	1	8077	Welded Stud on Wheel Discs (gv)	6
7180	Castellated Nut for Regulating Bar (nn)	1	8118	Welded Lug on Wheels (ju)	6
7319	Outer Wheel Rim (lu)	2	Ass. 229	Miller Cover Assembly with Frames (ar)	1
7320	Wheel Strake, L.H.S. (lr)	12	Ass. 230	Upper Rear Shield Assembly (for)	1
7321	Wheel Strake, R.H.S. (lr)	12	Ass. 303D	Wheel Assembly, R.H.S. (rls)	1
7384	Inner Wheel Rim (ku)	2	Ass. 303G	Wheel Assembly, L.H.S. (rls)	1
7613	Leather Washer on Hubs (eu)	2	Ass. 321D	Wheel Disc Assembly, R.H.S. (fgt)	1
7638	Bush to Hubs (per)	2	Ass. 321G	Wheel Disc Assembly, L.H.S. (fgt)	1
7656	Cover Plate to Engine (as)	1	Ass. 367	Dust Board Assembly (jks)	1
			Ass. 431	Baffle Plate Assembly, L.H.S. (des)	1
			Ass. 432	Baffle Plate Assembly, R.H.S. (res)	1
			Ass. 443	Bonnet Assembly (abt)	1

CONSEILS EXPRESS

SOUVENEZ-VOUS : que vous ne devez en aucun cas utiliser pour le mélange au carburant une huile autre qu'une de celles préconisées par nous.

SOUVENEZ-VOUS : que du bon entretien du filtre à air de votre moteur dépend la durée de votre machine.

SOUVENEZ-VOUS : qu'il est nécessaire de mettre de l'huile spéciale dans la boîte des vitesses et de vérifier souvent son niveau avec la jauge prévue pour cela.

SOUVENEZ-VOUS : que les crochets du centre de la fraise doivent être du type incliné à gauche ou à droite de façon à faciliter la pénétration de la fraise dans le sol.

TIPS TO USERS

REMEMBER that only those brands of Lubricating Oil should be used which are specified in the Instruction Manual and that the proportions specified should be observed.

REMEMBER that the life of the engine depends on the correct upkeep of the Air Cleaner.

REMEMBER that the Oil Level in the Gearbox requires to be checked periodically.

REMEMBER that one each, Left and Right Miller Tine, is to be fitted next to the Millergearbox to obtain proper depth of cultivation and no centre ridge.

WICHTIGE RATSCHLÄGE

DENKEN SIE DARAN, dass Sie zur Brennstoffmischung **nie** ein anderes Oel verwenden sollen, als eines der von uns hierzu empfohlenen Motoren-Oele.

DENKEN SIE DARAN, dass die Lebensdauer Ihres Motors vom guten Unterhalt des Luftfilters abhängt.

DENKEN SIE DARAN, dass das Oelbad im Getriebegehäuse oft mittels des Oelstandmessers zu kontrollieren ist, und dass zum Nachfüllen ein Spezial-Getriebeöl erster Qualität verwendet werden soll.

DENKEN SIE DARAN, dass die mittleren Haken des Fräshaspels nach einwärts, d. h. dem Fräsgehäuse zu, gebogen sein müssen, um so das Eindringen der Fräse in den Boden zu erleichtern.

WEIGHT IN ENGLISH SYSTEM

The unit weight of each Spare Part or Assembly is given in "grammes" on the Spare Parts List besides the text in french language. The corresponding weight in the english system can be obtained by applying one or the other of the following formulas;

Weight in Ounces (avoirdupois) = Weight in "Grammes" multiplied by 3.527 and divided by 100.

Weight in Pounds (avoirdupois) = Weight in "Grammes" multiplied by 2.2046 and divided by 1000.

