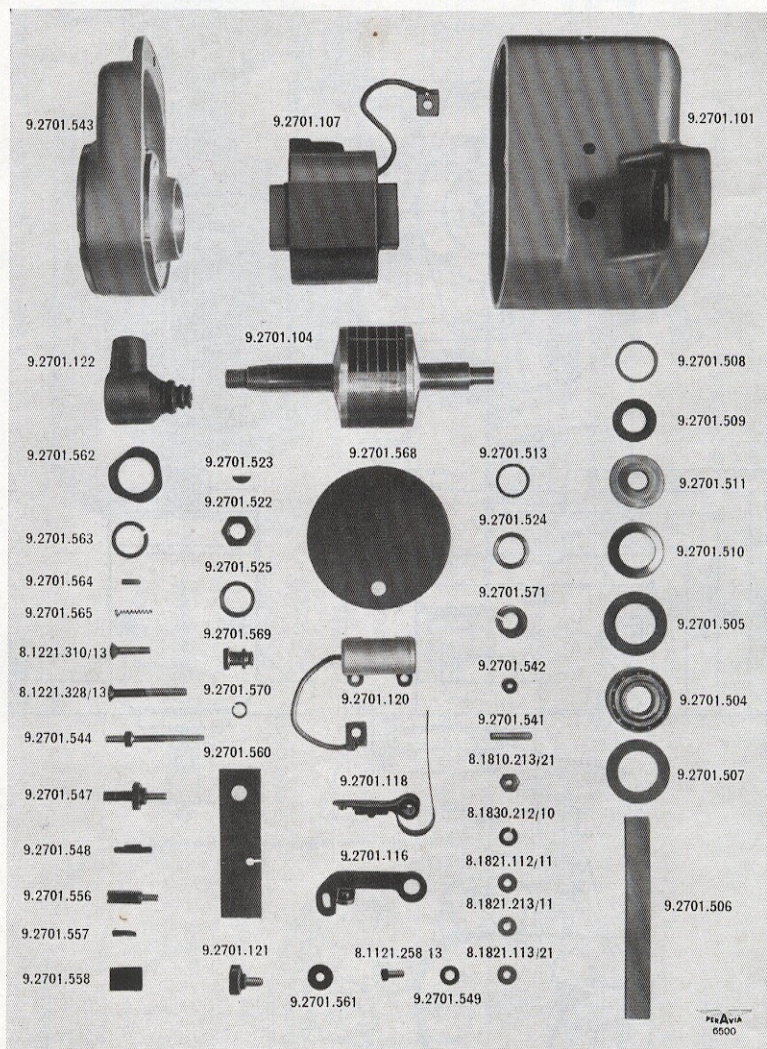
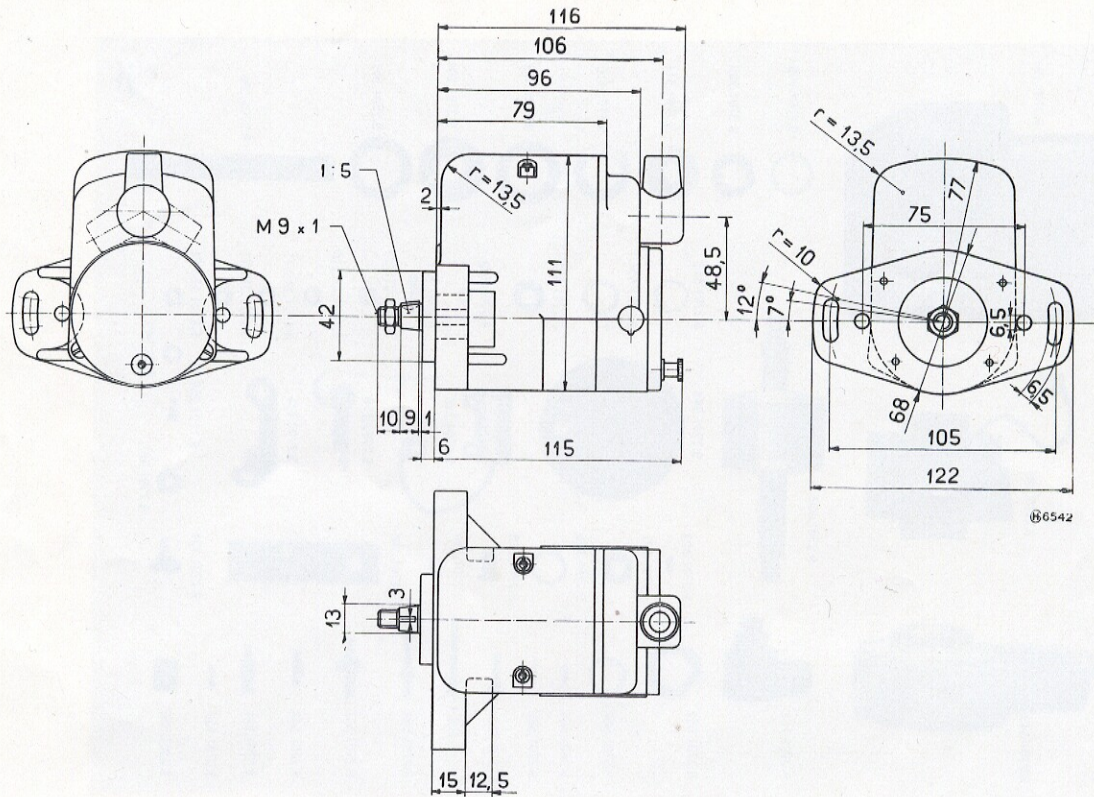


Magneto HB 1 Ignition Magneto HB 1

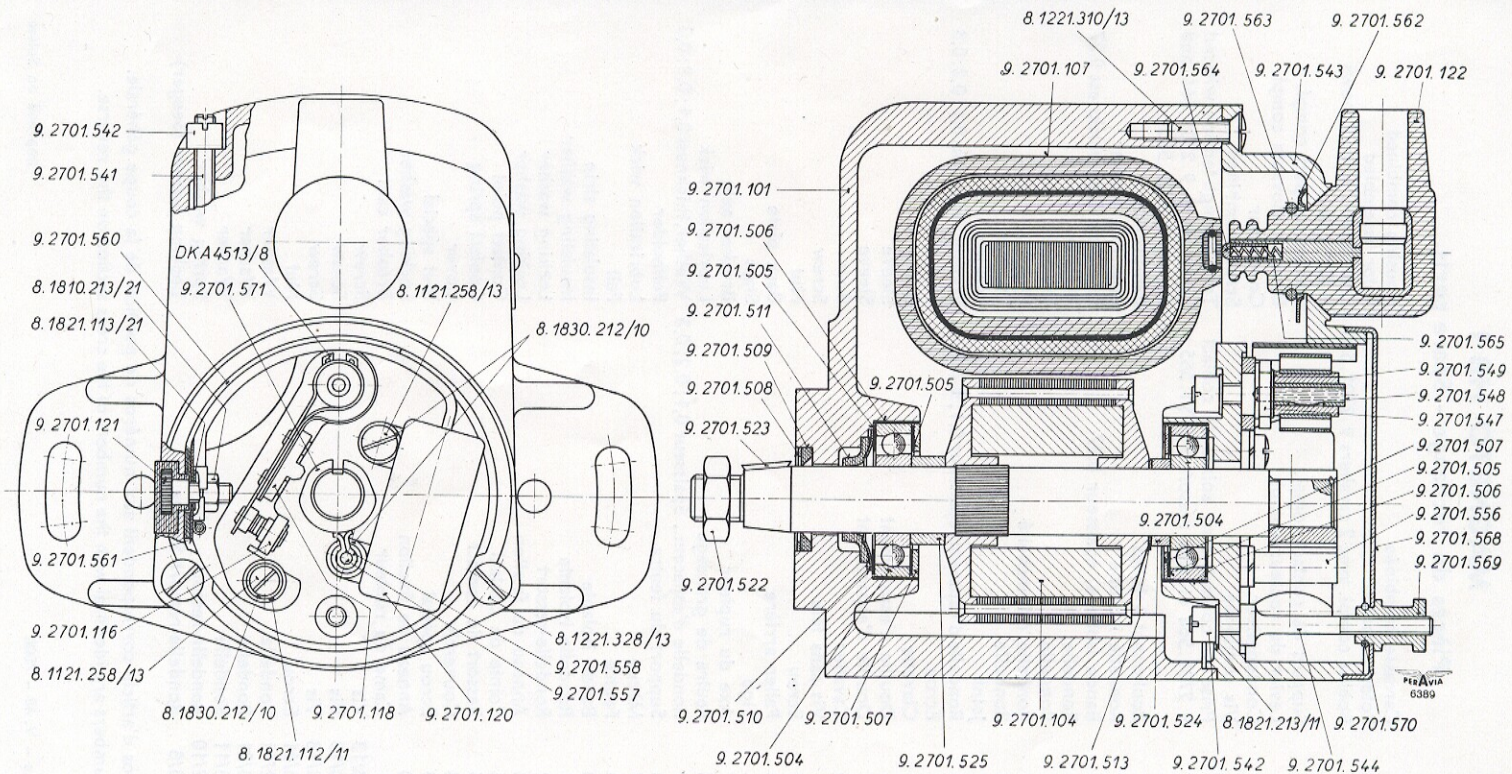


PERAVIA S.A., BERNE

Instruments de bord et appareils pour l'aéronautique
Aeronautical Instruments and Apparatus



Plan d'encombrement / Scala diagram



Coupe générale / Cross section

Les numéros de position correspondent aux numéros d'article de la liste des pièces de rechange.
 The above mentioned numbers are identical with the part numbers of the spare parts list on the reverse.

MAGNETO HB 1

Pièces de rechange - Spare parts.

9.2701.101	Carcasse combinée	Housing combined
9.2701.104	Rotor combiné	Rotor assembled
9.2701.107	Bobine compl. avec 2 cavaliers 9.2701.540	Coil compl. with 2 bows 9.2701.540
9.2701.116	Support de contact compl.	Contact support compl.
9.2701.118	Levier du rupteur compl.	Breaker movable compl.
9.2701.120	Condensateur	Condenser
9.2701.121	Vis combinée	Screw combined
9.2701.122	Prise de contact, sans pointe de contact 9.2701.564 et sans ressort 9.2791.565	Terminal high tension, without contact point 9.2701.564 and Spring 9.2701.565
9.2701.504	Roulement à billes	Ball-bearing
9.2701.505	Rondelle isolante	Insulating washer
9.2701.506	Bande isolante, épaisseur 0,27	Insulating Tape, thickness 0,27
9.2701.507	Rondelle	Washer
9.2701.508	Rondelle	Washer
9.2701.509	Rondelle d'étanchéité	Packing
9.2701.510	Rondelle	Washer
9.2701.511	Joint	Packing
9.2701.513	Rondelle d'espacem., épaisseur 0,1; 0,2; 0,3	Washer, thickness 0,1; 0,2; 0,3
9.2701.522	Ecrou	Nut
9.2701.523	Clavette	Key
9.2701.524	Douille d'espacement	Sleeve
9.2701.525	Douille d'espacement	Sleeve
9.2701.540	Cavalier	Bow
9.2701.541	Vis sans tête	Screw
9.2701.542	Ecrou	Nut
9.2701.543	Palier arrière	Back plate
9.2701.544	Tige	Stays
9.2701.547	Axe du rupteur	Breaker axle
9.2701.548	Feutre de graissage	Lubrication wick
9.2701.549	Rondelle d'espacem., épaisseur 0,1; 0,2; 0,3	Washer, thickness 0,1; 0,2; 0,3
9.2701.556	Support du feutre	Felt holder
9.2701.557	Mèche	Lubrication wick
9.2701.558	Feutre	Felt
9.2701.560	Bande isolante	Insulating strip
9.2701.561	Rondelle isolante	Insulating washer
9.2701.562	Rondelle-ressort	Locking washer
9.2701.563	Anneau de fixation	Locking washer
9.2701.564	Pointe de contact	Contact point
9.2701.565	Ressort de contact	Contact spring
9.2701.568	Couvercle	Cover
9.2701.569	Ecrou spécial	Nut special
9.2701.570	Anneau de fixation	Locking washer
9.2701.571	Came du rupteur	Breaker cam
8.1121.258/13	Vis	Screw
8.1221.310/13	Vis	Screw
8.1221.328/13	Vis	Screw
8.1810.213/21	Ecrou	Nut
8.1821.112/11	Rondelle	Washer
8.1821.113/21	Rondelle	Washer
8.1821.213/11	Rondelle	Washer
8.1830.212/10	Rondelle-ressort	Spring washer
DK A 4513/8	Rondelle-ressort Seeger	Locking washer (Seeger)

Les numéros d'article correspondent aux numéros de position de la coupe générale.
The part numbers are identical with the numbers of the cross section on the reverse.